

**Hawaii Educator  
Effectiveness System**

**Presentation/Discussion on the Department  
of Education's Implementation of the  
Student Perception Survey (Tripod)**

Committee on Human Resource  
February 18, 2014

1

## Basic Tripod Facts

- School Based Teams select classes to be surveyed according to schedules and minimum sample sizes ( $\geq$  5 students)
- K-12 teachers who are responsible for planning/delivering/assessing instruction will roster at least 1 class or group of students
- Minimum teacher assignment and student enrollment is 4 weeks
- Excluded: Students on HSA-Alt, who submit declination letters, or do not meet minimum enrollment



School Base teams consist of –Roster verification coordinator, Tech coordinators, Tripod survey coordinator, registrar or eSIS clerk, curriculum coordinator, and Principal

## Survey Process

- Detailed survey administration instructions, protocol and script are provided to administrators and teachers
- State/Complex office, School, or vendor identify breaches in the survey process & investigate
- Completed surveys are placed in a sealed unlabeled white envelope to protect student confidentiality
- Schools are instructed to box up all the surveys and return to the vendor within 3 days after administration
- Reports are confidentially delivered from vendor to teachers, principals & CASs via email



## High Completion Percentage

- Teachers Rostered: 9,660
- Teachers Survey Administration: 9,659



4

External variables:

1. Survey completion – high percent completion
2. Differences in survey administration procedures – thorough and regular access to Helpdesk
3. 7 Breaches of protocol identified in over 9,000 surveys

# Tripod

- Approximately 171,180 Students responded to part or all of the survey

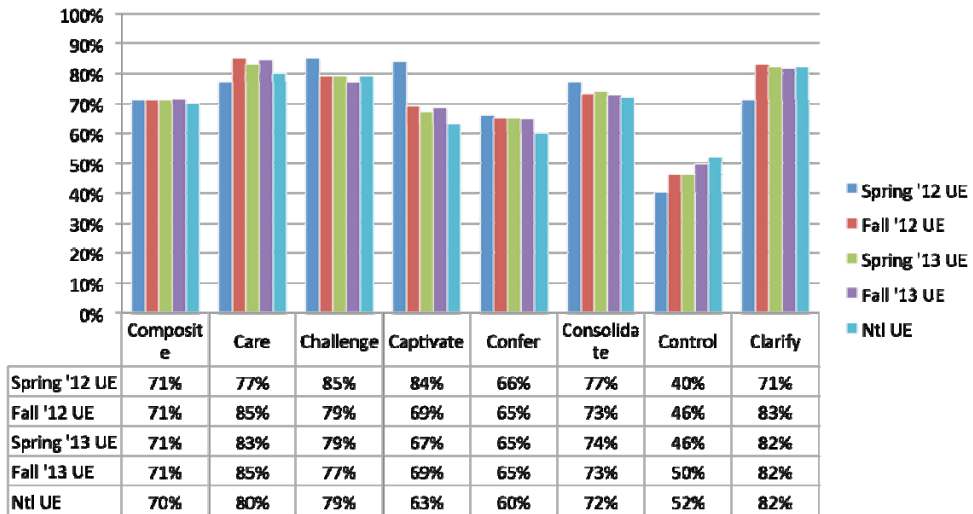
Survey Level	Percent Student Completion	Number of Questions
Early Elementary (K-2)	99%	32/6 demographic
Elementary (3-5)	83%	60/8 demographic
Secondary (6-12)	96%	90/12 demographic
<b>Grand Total</b>	<b>93%</b>	

Finally, to produce individual teacher reports, the survey vendor (Tripod/Cambridge Education) applies minimum response criteria as follows:  
a minimum of 5 students must complete the survey  
a minimum of 3 responses for each of the items within each of the Cs.

However, like favorability percentages, there are minimum criteria for producing NCE scores:  
minimum 5 students must complete the survey  
at least one response on 1 any question within each of the Cs  
all responses are added to the calculation

# Upper Elem Compared to Ntl Avg

Upper Elem Tripod Teacher Averages - HI & National Mean



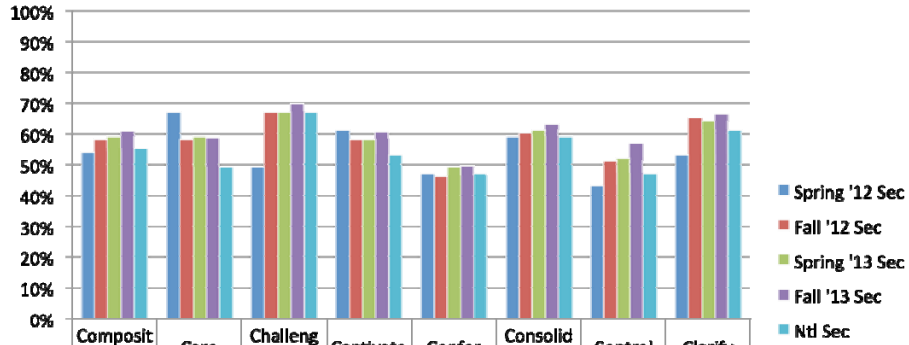
6

*Include early el for national mean*

*And include the importance of the double negatives for early el (looking at discontinuing K maybe 1)*

# Secondary Compared to Ntl Avg

Secondary Tripod Teacher Averages HI & National Mean



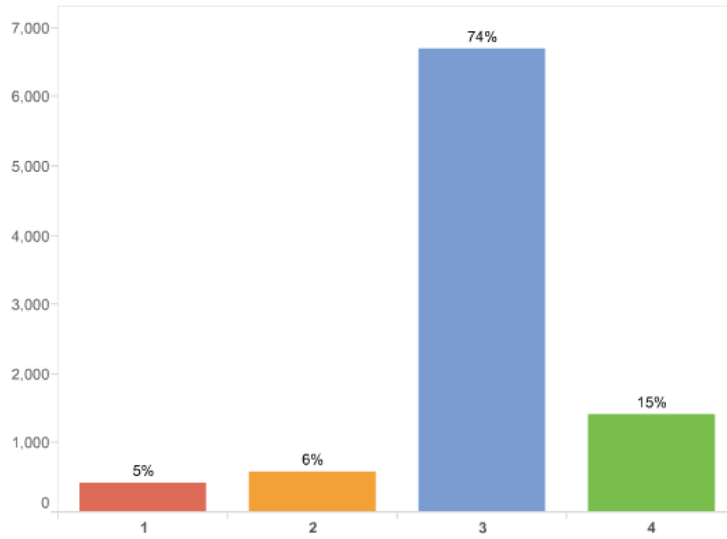
	Composit e	Care	Challeng e	Captivate	Confer	Consolid ate	Control	Clarify
Spring '12 Sec	54%	67%	49%	61%	47%	59%	43%	53%
Fall '12 Sec	58%	58%	67%	58%	46%	60%	51%	65%
Spring '13 Sec	59%	59%	67%	58%	49%	61%	52%	64%
Fall '13 Sec	61%	59%	70%	61%	50%	63%	57%	66%
Ntl Sec	55%	49%	67%	53%	47%	59%	47%	61%



**Hawaii Educator  
Effectiveness System**

# Fall 2013 Results

Tripod NCE Median Rating Across All Seven Components



**Hawaii Educator  
Effectiveness System**



# Fall 2013 Results

Distribution of Tripod NCE Median Scores Across All Seven Components

