

# **Class of 2014**

# **College and Career Readiness Indicators**

Hawai'i State Board of Education  
April 7, 2015

# Hawai'i P-20 Partnerships for Education

- Statewide partnership led by
  - Executive Office on Early Learning
  - Hawai'i State Department of Education
  - University of Hawai'i System
- Working to strengthen the educational pipeline

## FOUR STRATEGIC ROLES

State Policy  
Advocate

Key Communicator  
and Convener

Best Practices  
Program Developer

Interagency Data  
Coordinator



# College and Career Readiness Indicators

College and Career Readiness Indicators Governor Wallace Rider Farrington High School						
Class of:	School			Statewide		
	2012	2013	2014	2012	2013	2014
<b>High School Outcomes</b>						
<b>High School Completers <sup>1</sup></b>	510	506	488	11,596	11,275	11,216
<b>Diploma Type (% of completers)</b>						
BOE Recognition	12%	5%	4%	19%	15%	14%
Regular	86%	93%	94%	79%	83%	85%
Certificates of Completion	2%	2%	2%	2%	2%	1%
<b>On-time Graduation Rate <sup>2</sup></b>	70%	75%	71%	81%	82%	82%
<b>Hawai'i State Assessments (% Proficient) <sup>3</sup></b>						
Reading	61%	59%	63%	67%	67%	72%
Math	34%	48%	55%	49%	55%	60%
Science	13%	5%	8%	27%	22%	22%
<b>Advanced Placement (AP)</b>						
# (%) of completers taking AP exams	20 (4%)	56 (11%)	77 (16%)	2,830 (24%)	3,022 (27%)	3,158 (28%)
# (%) scoring ≥3 on at least one exam	2 (10%)	17 (30%)	44 (57%)	1,176 (42%)	1,245 (41%)	1,355 (43%)
Average # of exams taken per student	1.2	1.5	1.6	2.2	2.2	2.3
# (%) of exams that were scored ≥3	2 (8%)	26 (30%)	61 (49%)	2,443 (39%)	2,616 (39%)	2,844 (40%)
<b>Dual Credit Participants <sup>4</sup></b>	17 (3%)	17 (3%)	49 (10%)	671 (6%)	723 (6%)	879 (8%)
<b>ACT (Avg. Scores) <sup>5</sup></b>						
# (%) of completers taking	*	*	411 (84%)	*	*	9,500 (85%)
# (%) of completers not taking	*	*	77 (16%)	*	*	1,716 (15%)
English / Reading	*	*	13.4 / 15.0	*	*	15.8 / 17.4
Mathematics / Science	*	*	16.9 / 15.7	*	*	18.2 / 17.2
Combined Eng-Writing / Composite Score	*	*	14.3 / 15.4	*	*	15.8 / 17.3
<b>College Enrollment</b>						
<b>College Access Nationwide, Fall <sup>6</sup></b>	48%	47%	51%	54%	54%	56%
2-year / 4-year (% of completers)	34% / 14%	36% / 12%	34% / 17%	28% / 26%	26% / 28%	26% / 30%
<b>College Access Nationwide, 16 month <sup>7</sup></b>	56%	58%	*	63%	62%	*
<b>College Access, University of Hawai'i, Fall</b>						
2- & 4-year campuses combined as (% of completers)	185 (36%)	196 (39%)	195 (40%)	4,409 (38%)	4,258 (38%)	4,136 (37%)
<b>High School to College Transition (University of Hawai'i System)</b>						
<b>Mathematics: # (%) enrolled in UH</b>						
College-level	43 (23%)	43 (22%)	39 (20%)	1,049 (24%)	1,138 (27%)	1,100 (27%)
College Credit Earned While in High School <sup>8</sup>	0 (0%)	1 (0%)	6 (3%)	47 (1%)	53 (1%)	186 (4%)
Remedial or Developmental	74 (40%)	97 (50%)	95 (49%)	1,593 (36%)	1,342 (32%)	1,280 (31%)
*Other* <sup>9</sup>	7 (4%)	5 (2%)	6 (3%)	189 (4%)	209 (5%)	148 (4%)
Not Enrolled in Any Mathematics Course	61 (33%)	50 (26%)	49 (25%)	1,531 (35%)	1,516 (35%)	1,422 (34%)
<b>English: # (%) enrolled in UH</b>						
College-level	70 (38%)	78 (40%)	89 (46%)	1,833 (42%)	1,728 (41%)	1,754 (42%)
College Credit Earned While in High School <sup>8</sup>	8 (4%)	7 (4%)	13 (7%)	212 (5%)	188 (4%)	277 (7%)
Remedial or Developmental	62 (34%)	72 (37%)	60 (31%)	1,357 (31%)	1,311 (31%)	1,221 (30%)
*Other* <sup>9</sup>	2 (1%)	3 (2%)	0 (0%)	61 (1%)	52 (1%)	35 (1%)
Not Enrolled in Any English Course	43 (23%)	36 (18%)	33 (17%)	946 (21%)	979 (23%)	849 (21%)

\* data not available/reported

† data not reported due to small cell size

- High school feedback report
  - Introduced in 2009 for the Class of 2008
  - Created for each Hawai'i DOE graduating class by school
- Three sections:
  - High School Outcomes
  - College Enrollment
  - High School to College Transition

# High School Outcome Highlights

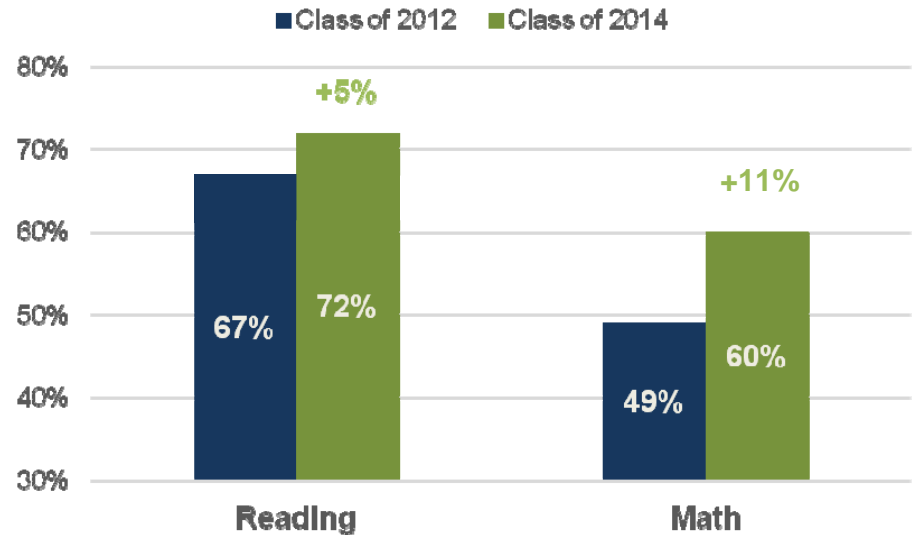
## Class of 2014 Statewide On-Time Graduation Rate

- 82% (preliminary)
- Unchanged from Class of 2013

## 10<sup>th</sup> Grade HSA Proficiency

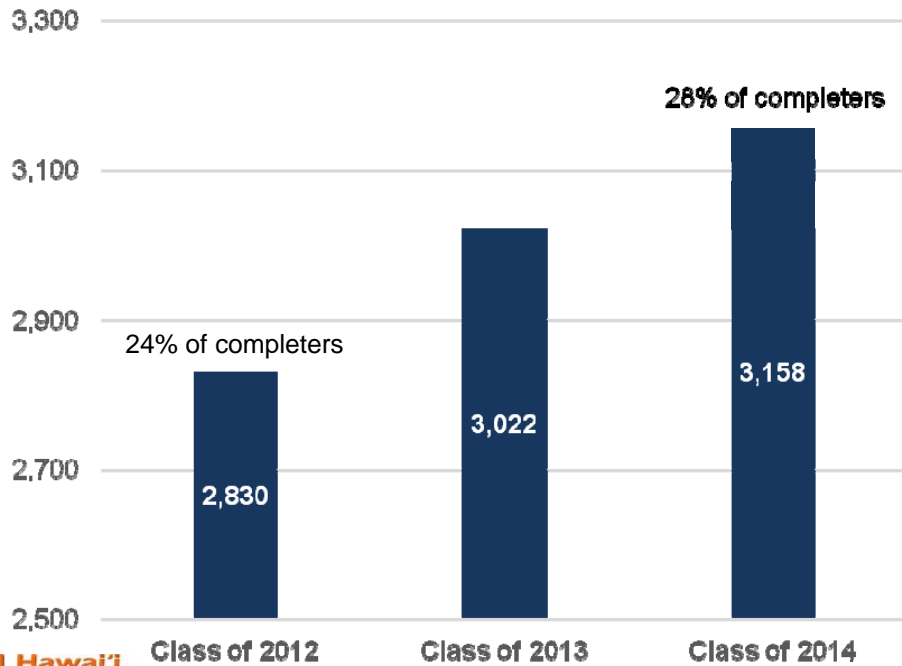
- Class of 2014 – 10<sup>th</sup> Grade HSA taken in Spring 2012

### 10<sup>th</sup> Grade Hawaii State Assessment Proficiency

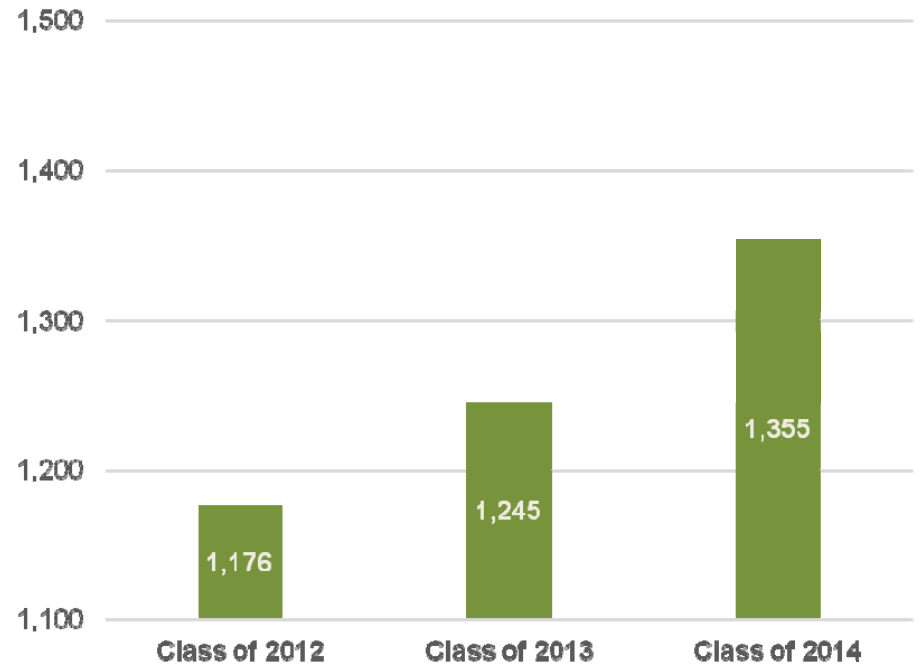


# High School Outcome Highlights

## COMPLETERS TAKING AP EXAMS

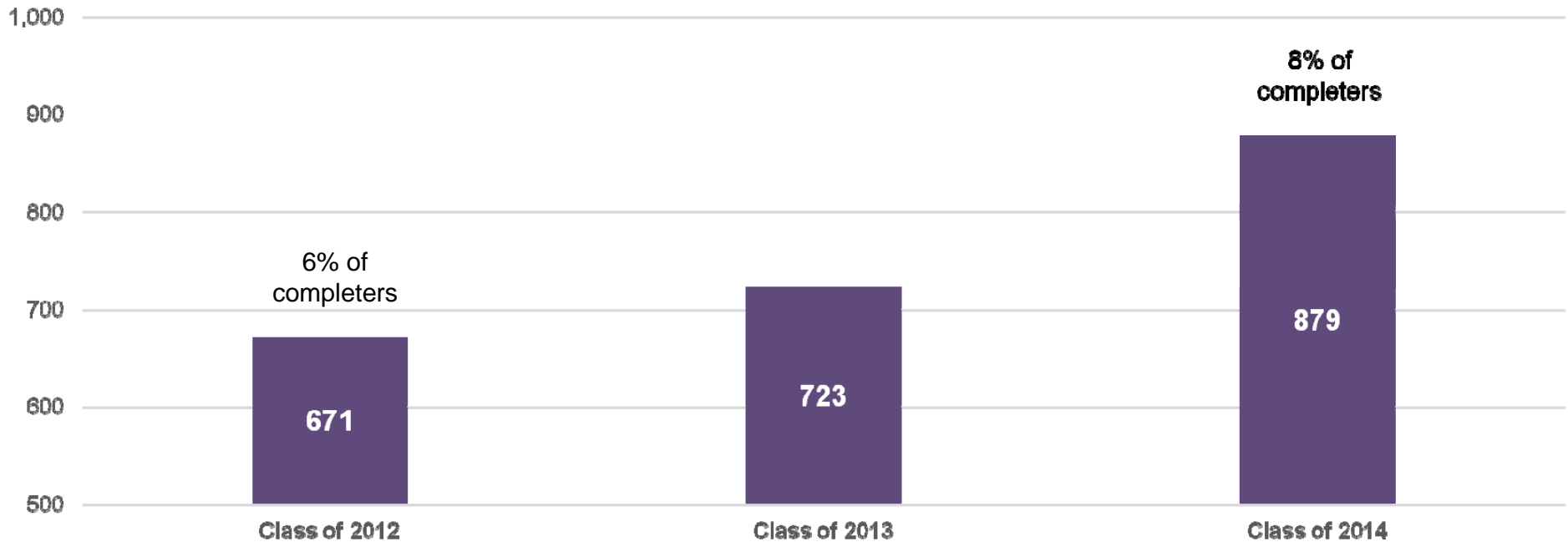


## AP EXAM TAKERS SCORING 3+



# High School Outcome Highlights

## Dual Credit Participants



Dual Credit includes Running Start, Jump Start, and Early Admit

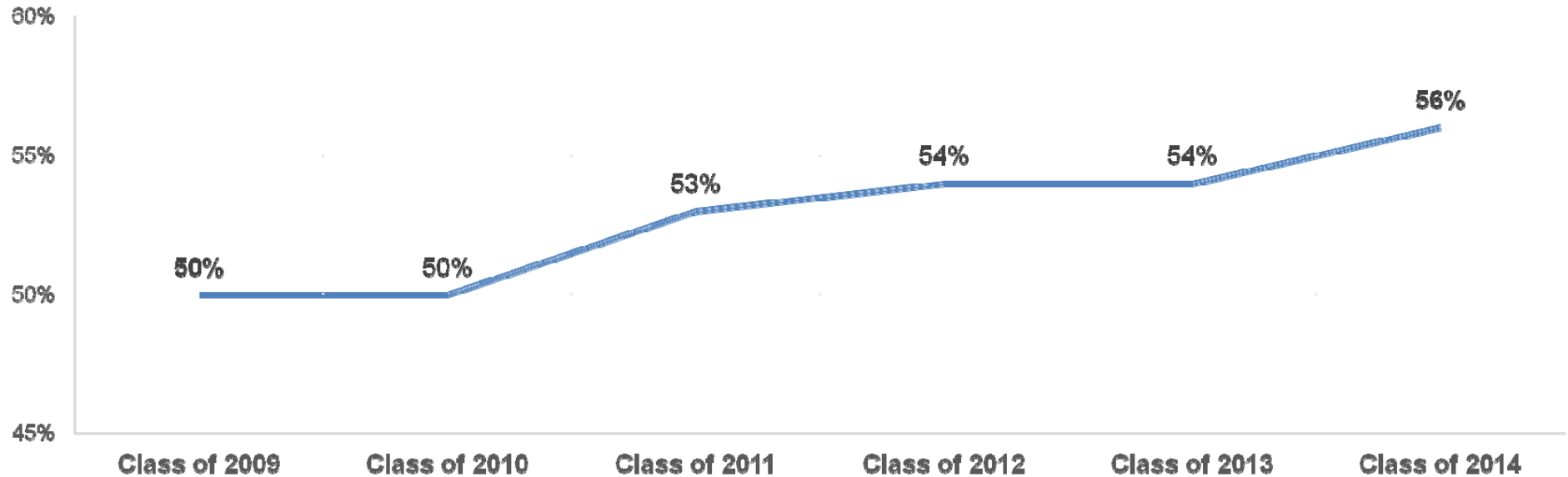
# College Enrollment

Class of:	School			Statewide		
	2012	2013	2014	2012	2013	2014
<b>College Enrollment</b>						
<b>College Access Nationwide, Fall <sup>6</sup></b> 2-year / 4-year (% of completers)	48% 34% / 14%	47% 36% / 12%	51% 34% / 17%	54% 28% / 26%	54% 26% / 28%	56% 26% / 30%
<b>College Access Nationwide, 16 month <sup>7</sup></b>	56%	58%	*	63%	62%	*
<b>College Access, University of Hawai'i, Fall</b> 2- & 4-year campuses combined: # (%) of completers	185 (36%)	196 (39%)	195 (40%)	4,409 (38%)	4,258 (38%)	4,136 (37%)

- College Access Nationwide, Fall
- College Access Nationwide, 16 month
- College Access UH, Fall

# College Enrollment Highlights

## COLLEGE ACCESS NATIONWIDE BY HAWAII DOE GRADUATES, FALL





# College Access Nationwide, Fall

	<u>Class of 2012</u>	<u>Class of 2014</u>	<u>Pct Pt Difference</u>
<b>STATEWIDE</b> (Percent of Completers)	54%	<b>56%</b>	+2%

## Highest Percentage 2014

SCHOOL	2014
Kalani	77%
Kaiser	74%
Waimea	74%
Roosevelt	73%
Mililani	68%

## Top Increase

SCHOOL	2012	2014	DIFF
Kalaheo	51%	66%	+15%
Waimea	61%	74%	+13%
Waialua	49%	59%	+10%
Wai'anae	36%	46%	+10%
Waipahu	43%	53%	+10%

# Top Postsecondary Institutions

Rank	Postsecondary Institution	Count	Percent (Of Completers Enrolled in Postsecondary)
1	LEEWARD COMMUNITY COLLEGE	847	13.6%
2	UNIVERSITY OF HAWAII AT MANOA	797	12.8%
3	KAPIOLANI COMMUNITY COLLEGE	602	9.7%
4	HAWAII COMMUNITY COLLEGE	357	5.7%
5	HONOLULU COMMUNITY COLLEGE	351	5.6%
6	UNIVERSITY OF HAWAII - MAUI COLLEGE	343	5.5%
7	UNIVERSITY OF HAWAII AT HILO	217	3.5%
8	UNIVERSITY OF HAWAII AT WEST OAHU	195	3.1%
9	WINDWARD COMMUNITY COLLEGE	185	3.0%
10	KAUAI COMMUNITY COLLEGE	183	2.9%

# Hawai'i Private Postsecondary

Rank	Postsecondary Institution	Count	Percent (Of Completers Enrolled in Postsecondary)
11	HAWAII PACIFIC UNIVERSITY	114	1.8%
13	CHAMINADE UNIVERSITY OF HONOLULU	93	1.5%
16	BRIGHAM YOUNG UNIVERSITY - HAWAII	44	0.7%
17	HEALD COLLEGE - HONOLULU	42	0.7%

# Why Focus on the University of Hawai'i?

OF THE HAWAI'I DOE COMPLETERS WHO ACCESSED COLLEGE IN FALL,



66%

Class of 2014

ENTERED ONE OF THE TEN UNIVERSITY OF HAWAI'I CAMPUSES

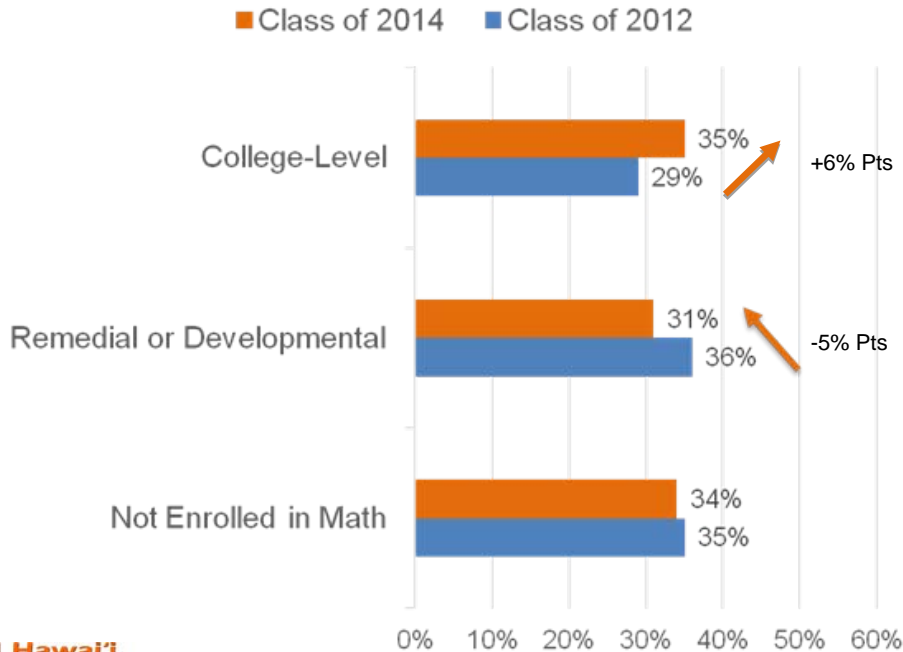
# High School to College Transition

Class of:	School			Statewide		
	2012	2013	2014	2012	2013	2014
<b>High School to College Transition (University of Hawai'i System)</b>						
<b>Mathematics: # (%) enrolled in UH</b>						
College-level	43 (23%)	43 (22%)	39 (20%)	1,049 (24%)	1,138 (27%)	1,100 (27%)
College Credit Earned While in High School <sup>B</sup>	0 (0%)	1 (0%)	6 (3%)	47 (1%)	53 (1%)	186 (4%)
Remedial or Developmental	74 (40%)	97 (50%)	95 (49%)	1,593 (36%)	1,342 (32%)	1,280 (31%)
"Other" <sup>9</sup>	7 (4%)	5 (2%)	6 (3%)	189 (4%)	209 (5%)	148 (4%)
Not Enrolled in Any Mathematics Course	61 (33%)	50 (26%)	49 (25%)	1,531 (35%)	1,516 (35%)	1,422 (34%)
<b>English: # (%) enrolled in UH</b>						
College-level	70 (38%)	78 (40%)	89 (46%)	1,833 (42%)	1,728 (41%)	1,754 (42%)
College Credit Earned While in High School <sup>B</sup>	8 (4%)	7 (4%)	13 (7%)	212 (5%)	188 (4%)	277 (7%)
Remedial or Developmental	62 (34%)	72 (37%)	60 (31%)	1,357 (31%)	1,311 (31%)	1,221 (30%)
"Other" <sup>9</sup>	2 (1%)	3 (2%)	0 (0%)	61 (1%)	52 (1%)	35 (1%)
Not Enrolled in Any English Course	43 (23%)	36 (18%)	33 (17%)	946 (21%)	979 (23%)	849 (21%)

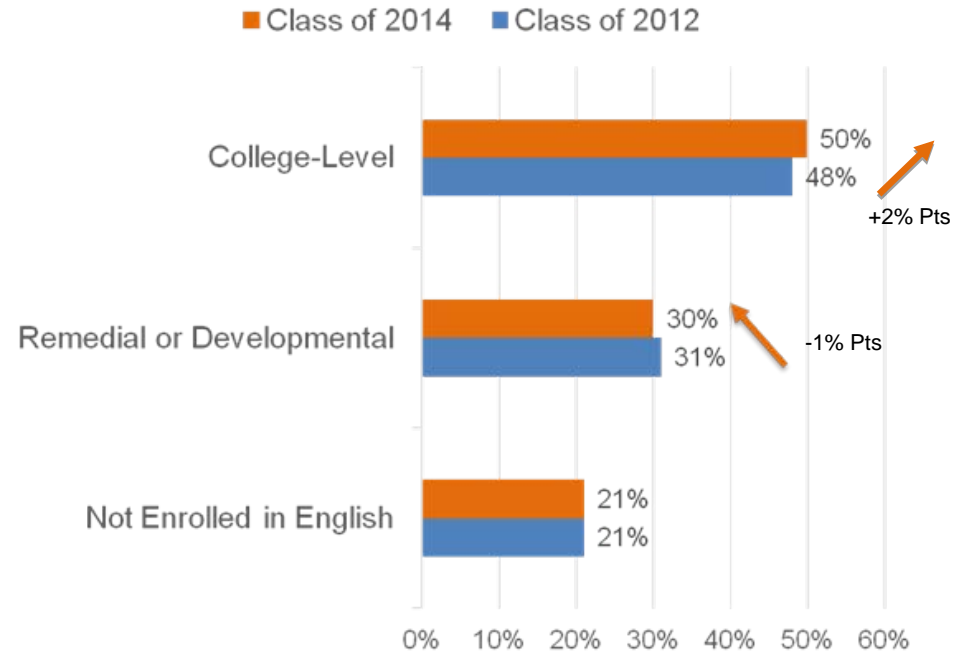
- UH Mathematics enrollment
- UH English enrollment

# High School to College Transition Highlights

## UH MATHEMATICS

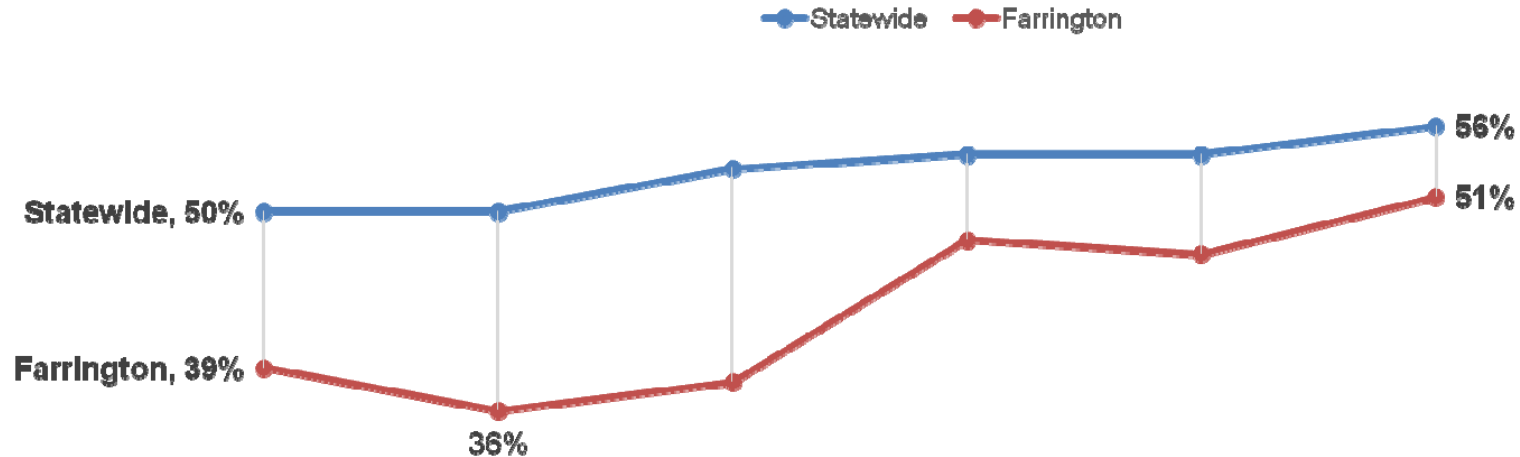


## UH ENGLISH



# Spotlight: Farrington High School

College Access Nationwide, Fall

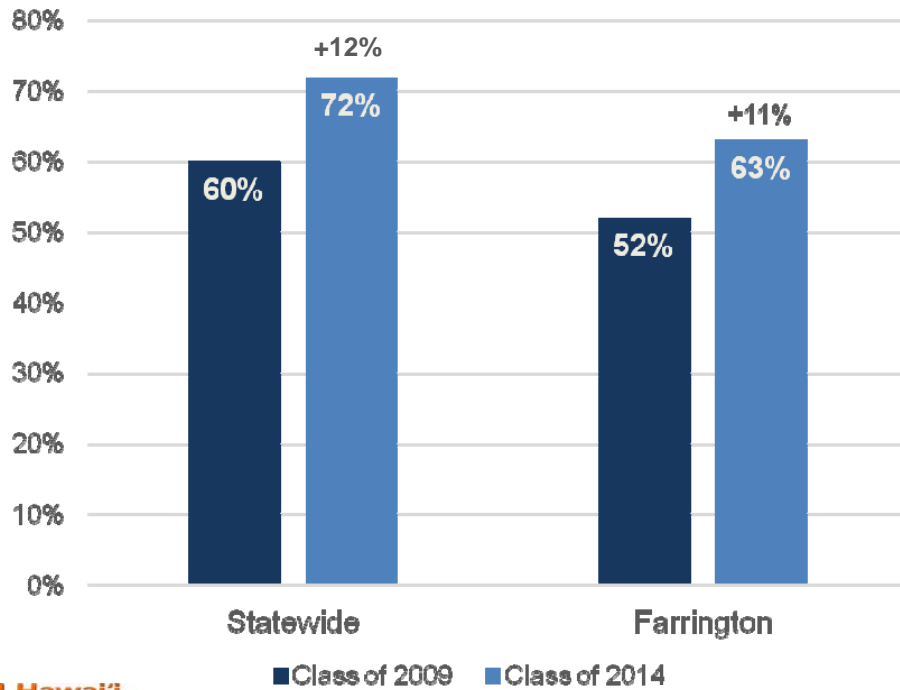


Farrington is moving closer to the statewide average

Class of 2009: -11%  
Class of 2014: -5%

# Spotlight: Farrington High School

## 10<sup>th</sup> Grade HSA Reading Proficiency



## 10<sup>th</sup> Grade HSA Math Proficiency





# Spotlight: Farrington High School

ADVANCED PLACEMENT	CLASS OF 2012 # (%)	CLASS OF 2014 # (%)	DIFFERENCE
Completers Taking AP Exam	20 (4%)	77 (16%)	+57 (+12%)
AP Exam Takers Scoring 3 or Higher	2 (10%)	44 (57%)*	+42 (+47%)

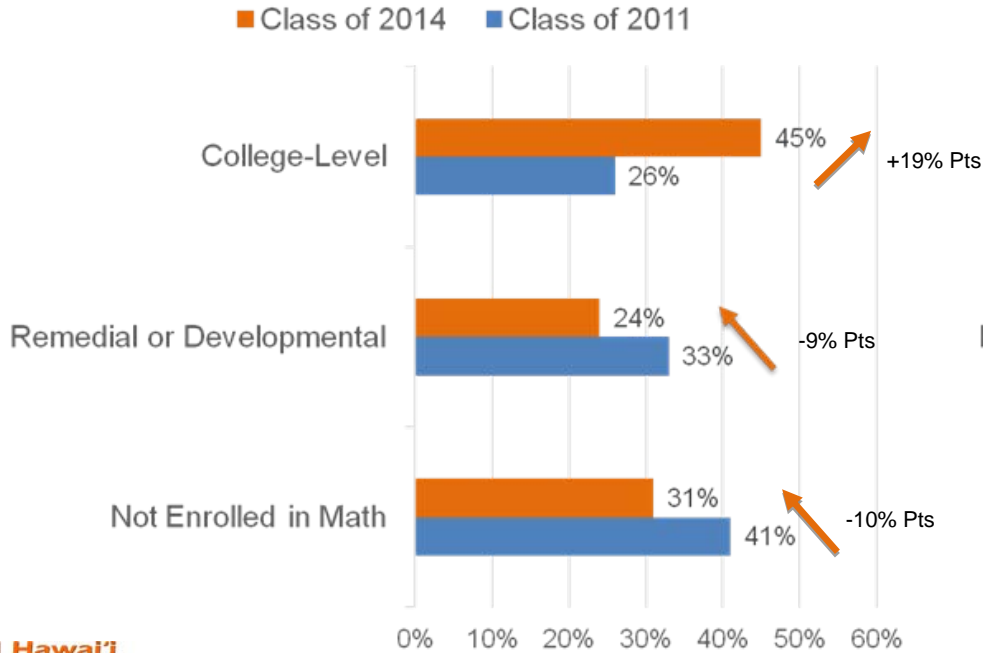
\*Statewide 43% of AP exam takers scored 3 or higher on at least one exam

DUAL CREDIT**	CLASS OF 2012 # (%)	CLASS OF 2014 # (%)	DIFFERENCE
Completers Who Participated in Dual Credit	17 (3%)	49 (10%)	+32 (+7%)

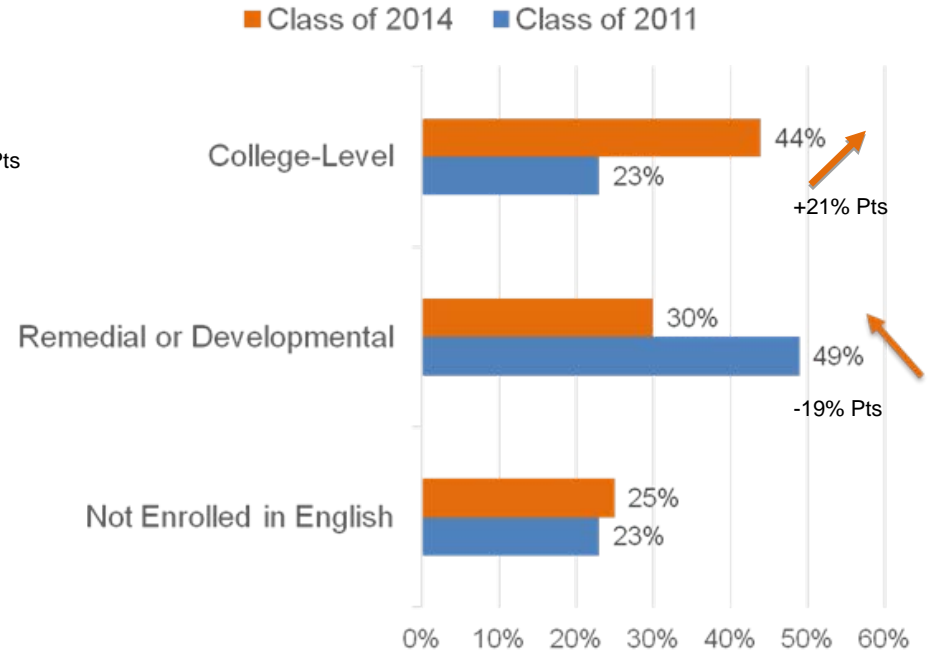
\*\*Dual Credit includes Running Start, Jump Start, and Early Admit

# Spotlight: Kea'au High School

## UH MATHEMATICS

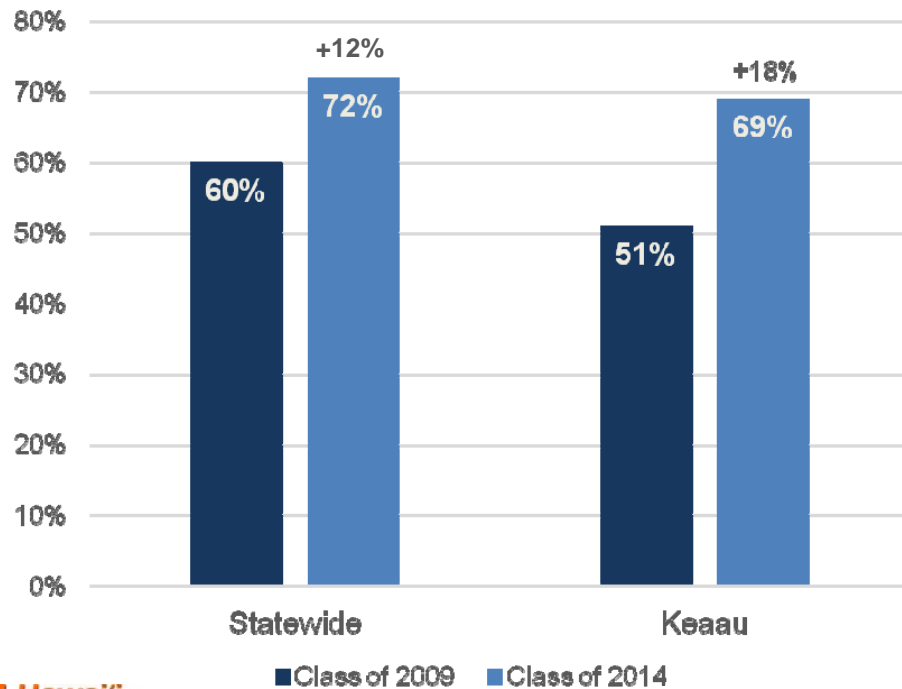


## UH ENGLISH

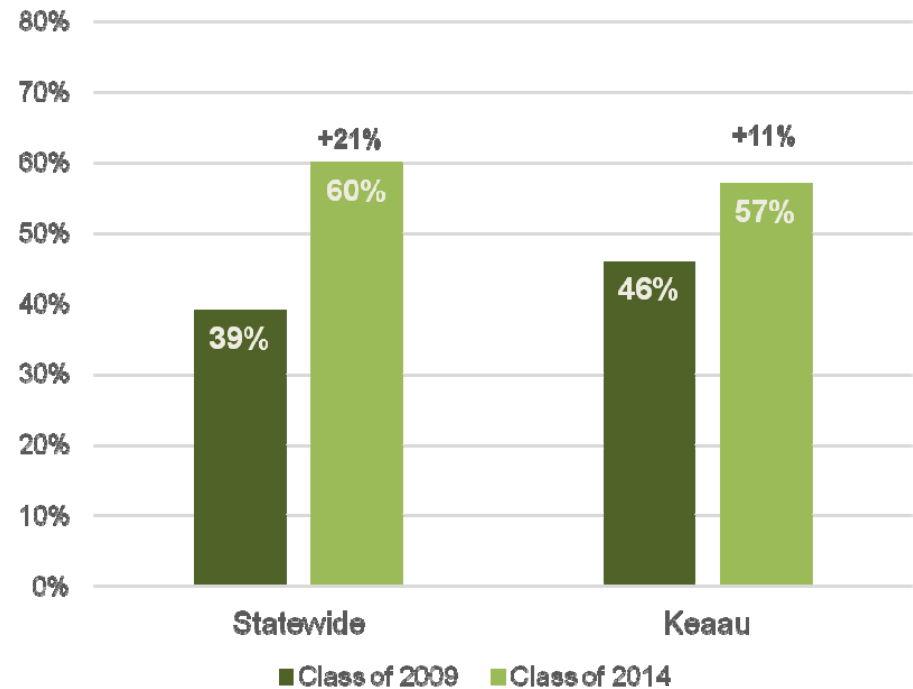


# Spotlight: Kea'au High School

## 10<sup>th</sup> Grade HSA Reading Proficiency

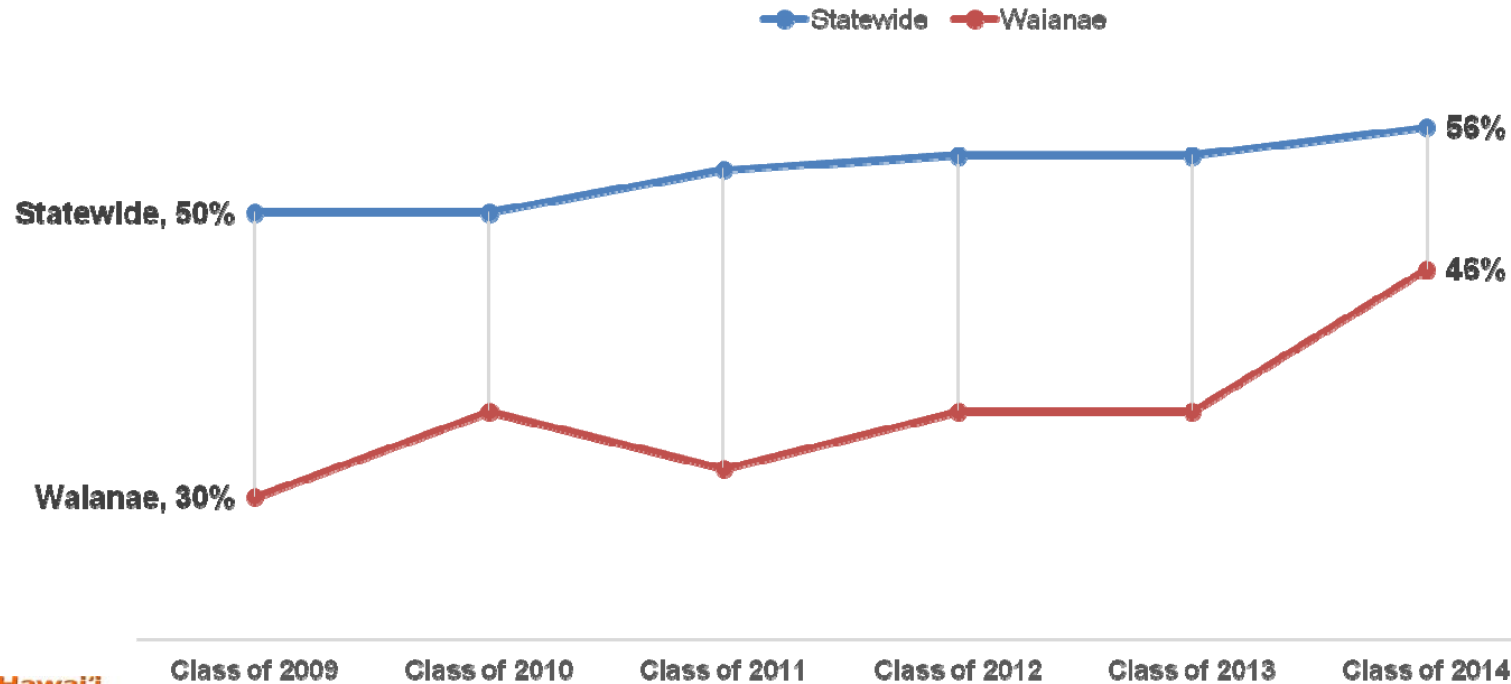


## 10<sup>th</sup> Grade HSA Math Proficiency



# Spotlight: Wai‘anae High School

College Access Nationwide, Fall

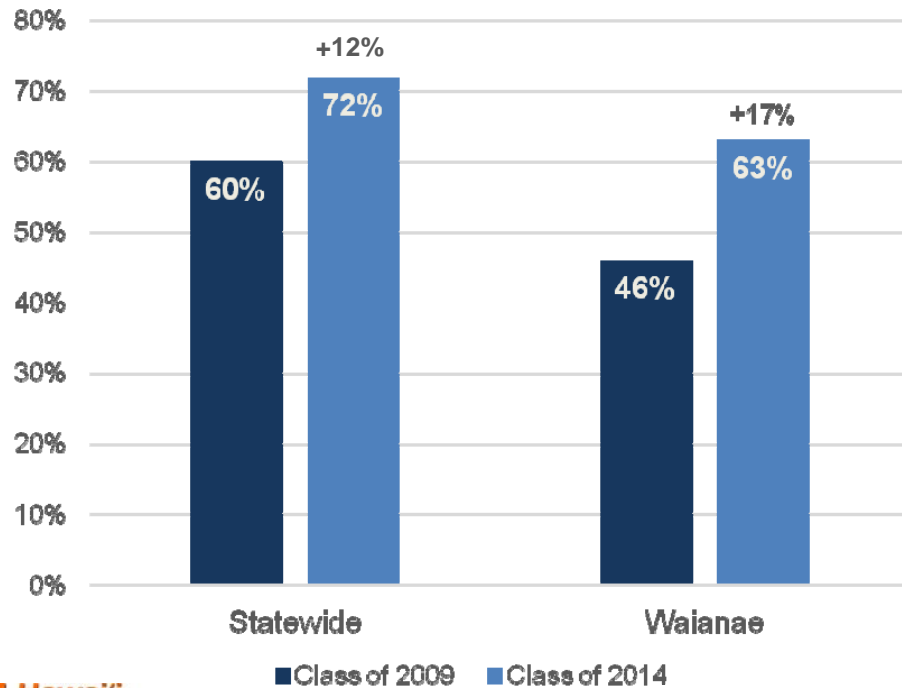


Wai‘anae is moving closer to the statewide average

Class of 2009: -20%  
Class of 2014: -10%

# Spotlight: Wai‘anae High School

## 10<sup>th</sup> Grade HSA Reading Proficiency

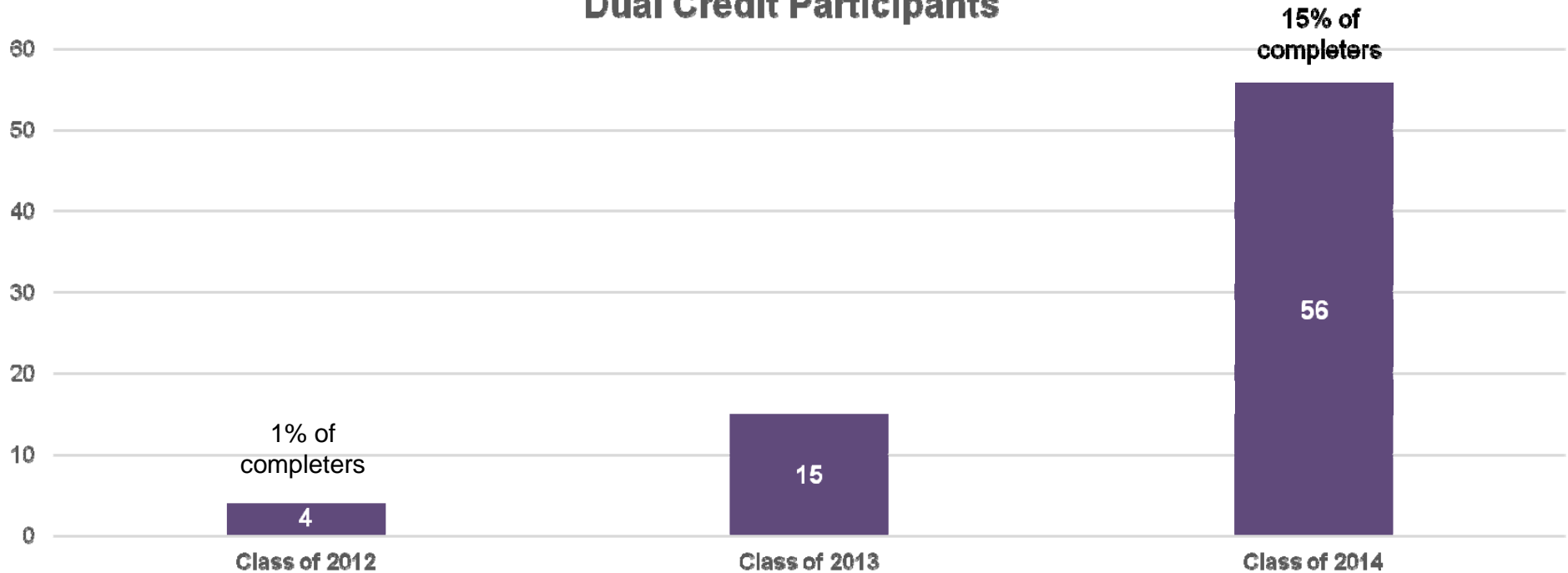


## 10<sup>th</sup> Grade HSA Math Proficiency



# Spotlight: Wai‘anae High School

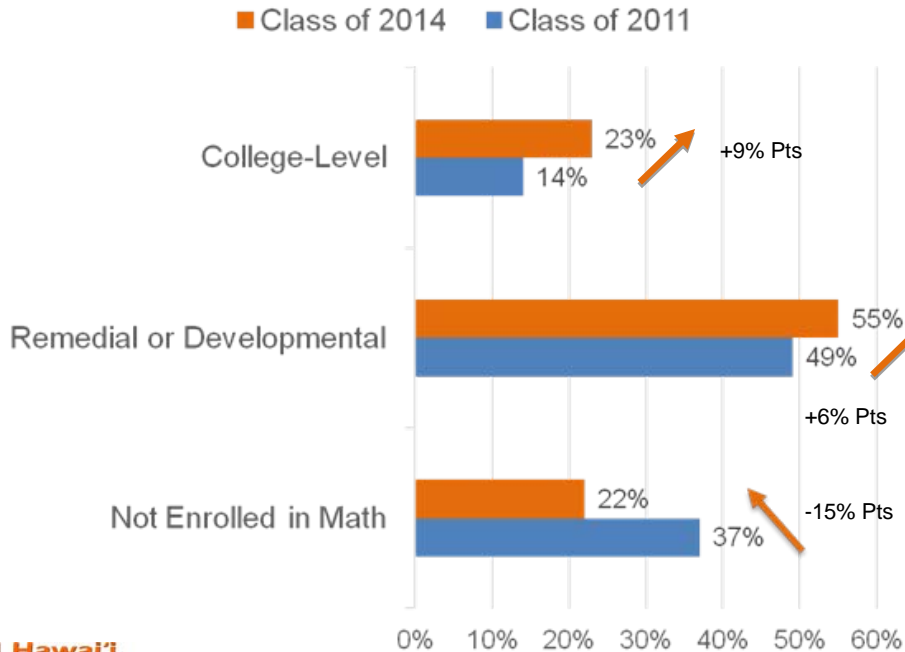
## Dual Credit Participants



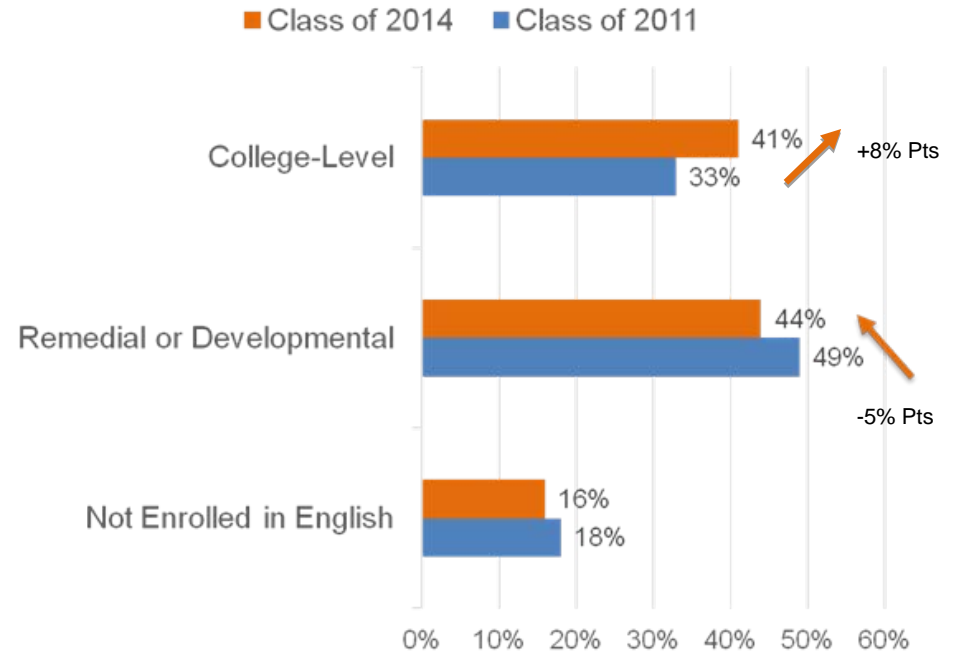
Dual Credit includes Running Start, Jump Start, and Early Admit

# Spotlight: Wai‘anae High School

## UH MATHEMATICS



## UH ENGLISH



# Summary

- Improvements in reading and mathematics
  - Increases in 10<sup>th</sup> grade HSA Reading/Math scores reflected in
    - Increases in college-level English/math enrollment
    - Decrease in remediation
- Increased participation in accelerated learning options
  - AP: increase in exams taken and exams with scores of 3+
  - Dual Credit: increase in dual credit enrollment
- Increase in college access



Thank You

# QUESTIONS?

Karen Lee

karenlee@hawaii.edu

Jean Osumi

josumi@hawaii.edu

Anita Huang

anitahua@hawaii.edu

[www.p20hawaii.org](http://www.p20hawaii.org)

[www.hawaiidxp.org](http://www.hawaiidxp.org)