

# Pearl City-Waipahu Complex Area “STRIVE HI using the 6 Priority Strategies” School Year 2013 - 2014



General Business Meeting  
Tuesday, May 06, 2014

Complex Area Superintendent's Report – Pearl City-Waipahu (Leeward Oahu)

The seal of the Department of Education, State of Hawaii, is a circular emblem. It features a central sunburst with rays emanating from a central point. Below the sunburst is an open book. The entire emblem is set against a background of a grid. The words "DEPARTMENT OF EDUCATION" are written in a semi-circle at the top, and "STATE OF HAWAII" is written in a semi-circle at the bottom. The seal is rendered in yellow and black colors.

Hawaii's students are educated,  
healthy, and joyful lifelong learners  
who contribute positively to our  
community and global society.

# Our Mission

The seal of the Department of Education, State of Hawaii, is a circular emblem. It features a central sunburst with rays emanating from a central point. Below the sunburst is an open book. The words "DEPARTMENT OF EDUCATION" are written in a circular path around the top, and "STATE OF HAWAII" is written around the bottom. The seal is rendered in yellow and black colors.

We serve our **community** by developing the academic achievement, character and social-emotional well-being of our students to the fullest potential. We work with partners, families and communities to ensure that all students reach their aspirations, from early learning through college, **career and citizenship**.



# Stay the course

2013 EDUCATIONAL LEADERSHIP INSTITUTE

WIL WHEATON RIVER PIERCE COREY HEDMAN JERRY O'CONNELL KIFFER SUTHERLAND

# STAND BY ME

DELUXE EDITION





TWO FOCUS AREAS

1 Eliminate the Achievement Gap

2 Maximize Internal Capacity



THREE NON-NEGOTIABLES

1 K-12 Construct

2 Formative Instruction

3 Data Teams



Our Students - Our Future - Our Promise  
 Leeward District  
 Pearl City-Waipahu Complex Area



**Goal 1 Student Success**

**Goal 2 Staff Success**

*Standards and Assessments*

- College, Career, and Citizenship Ready
- Curriculum Framework
- Common Core Standards
- Interim Assessments
- Summative Assessments
- Formative Instruction
- STEAM (Science Technology Engineering Art Mathematics)

*Data Systems*

- Data for School Improvement
- Balance Scorecard (AABC Data)
- Longitudinal Data System
- Using data to inform instruction

*Great Teachers and Leaders*

- Educator Effectiveness System (EES)
- New Teacher Induction & Mentoring
- Leadership Development
- Design Thinking

*School Improvement*

- ESEA Flexibility
    - Achievement
    - Growth
    - Readiness
  - WASC
  - Academic Review Team
  - School Status
    - Recognition
    - Continuous Improvement
    - Focus
    - Priority
- Priority with support, oversight

AVID

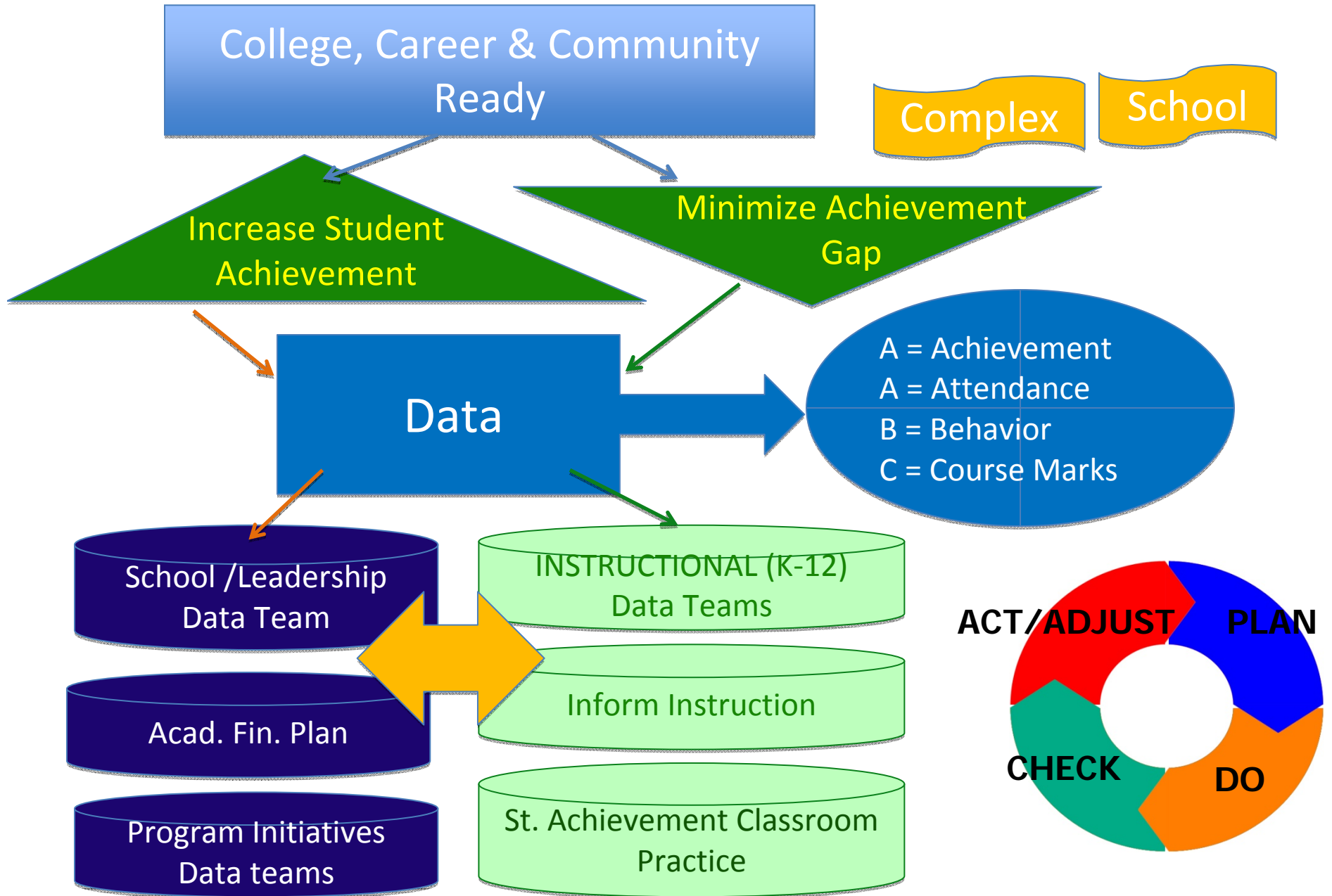


**Goal 3 Successful Systems of Support**

Draft November 19, 2012;  
 Revised March 14, 2013



# PW K-12 Construct Direction Flowchart

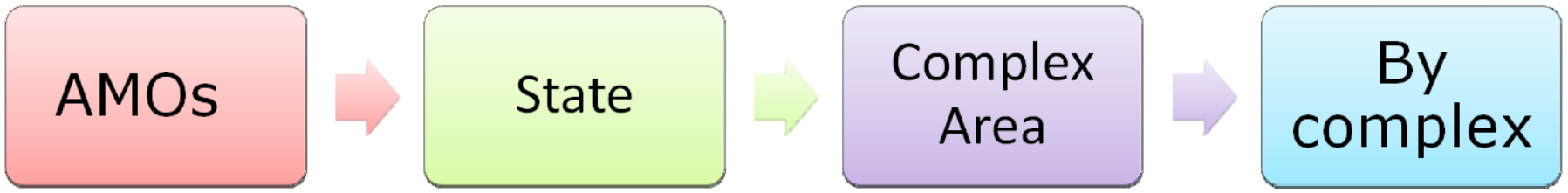


  
  
**STRIVE HI**  

---

**Performance System**

*Hawaii's New School Accountability & Improvement System*



*Reinforces need for  
K-12 construct*







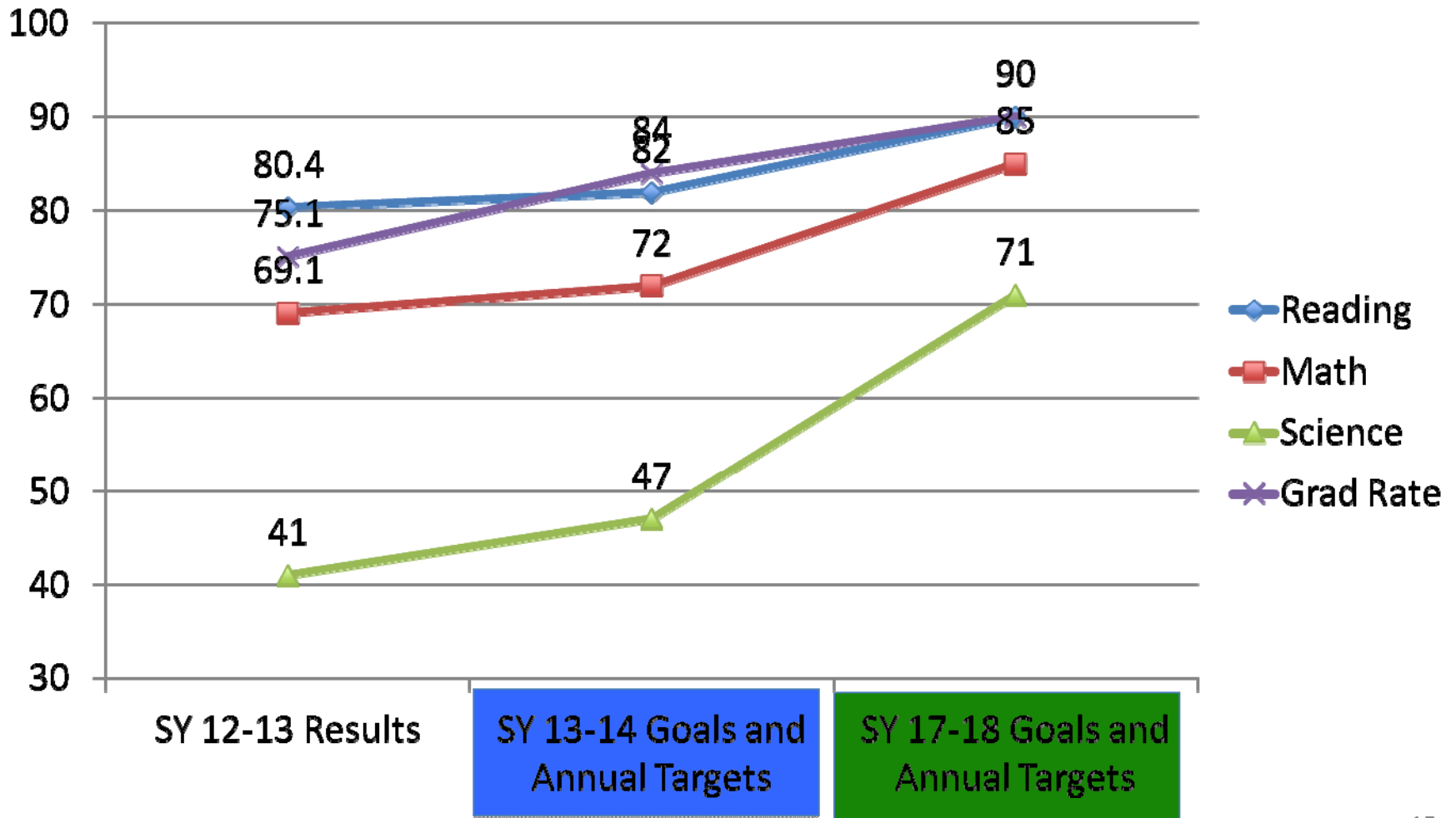
# Pearl City Complex

	Reading	Math	Science	Grad Rate
SY 12 – 13 Results	80.4	69.1	41	75.1
SY 13-14 Goals and Annual Targets	82	72	47	84
SY 17-18 Goals and Annual Targets	90	85	71	90

Proficiency results from the ARCH website, Grad Rate from the Trend Report



# Pearl City Complex



# Waipahu Complex

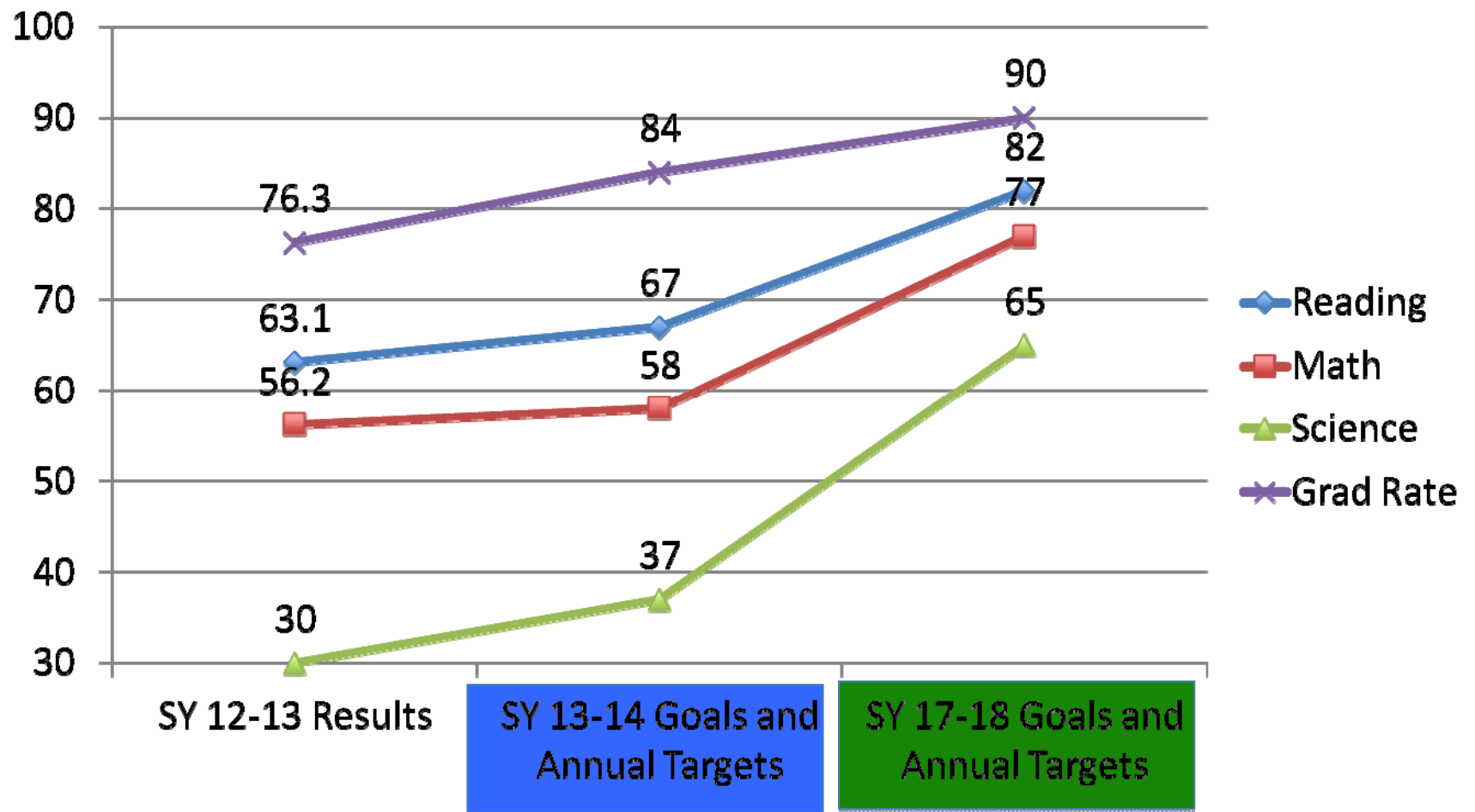


	Reading	Math	Science	Grad Rate
SY 12 – 13 Results	63.1	56.2	30	76.3
SY 13-14 Goals and Annual Targets	67	58	37	84
SY 17-18 Goals and Annual Targets	82	77	65	90

Proficiency results from the ARCH website, Grad Rate from the Trend Report



# Waipahu Complex



# Strive HI Performance Index

*multiple measures to understand & school performance & progress*

Schools receive a total score out of 400 points

<b>ACHIEVEMENT</b> (0-100 PTS)	<b>Reading</b> (0-40 pts)			<b>Math</b> (0-40 pts)			<b>Science</b> (0-20 pts)			
	<b>GROWTH</b> (0-100 PTS)									
	<b>Reading</b> (0-50 pts)					<b>Math</b> (0-50 pts)				
	<b>READINESS</b> (0-100 PTS)									
	<b>ELEM</b>			<b>Chronic Absentee Rate (0-100 pts)</b>						
<b>MIDDLE</b>			<b>8th Grade ACT (0-100 pts)</b>							
<b>HIGH</b>			<b>11th Grade ACT</b> (0-45 pts)		<b>On-Time Graduation Rate</b> (0-50 pts)		<b>College-Going Rate</b> (0-5 pts)			
<b>ACHIEVEMENT GAP</b> (0-100 PTS)			<b>Current Year Gap Rate (gap rate between high needs &amp; non-high needs students) (0-50 pts)</b>				<b>Two Year Gap Reduction Rate (gap rate between high needs &amp; non-high needs students) (0-50 pts)</b>			



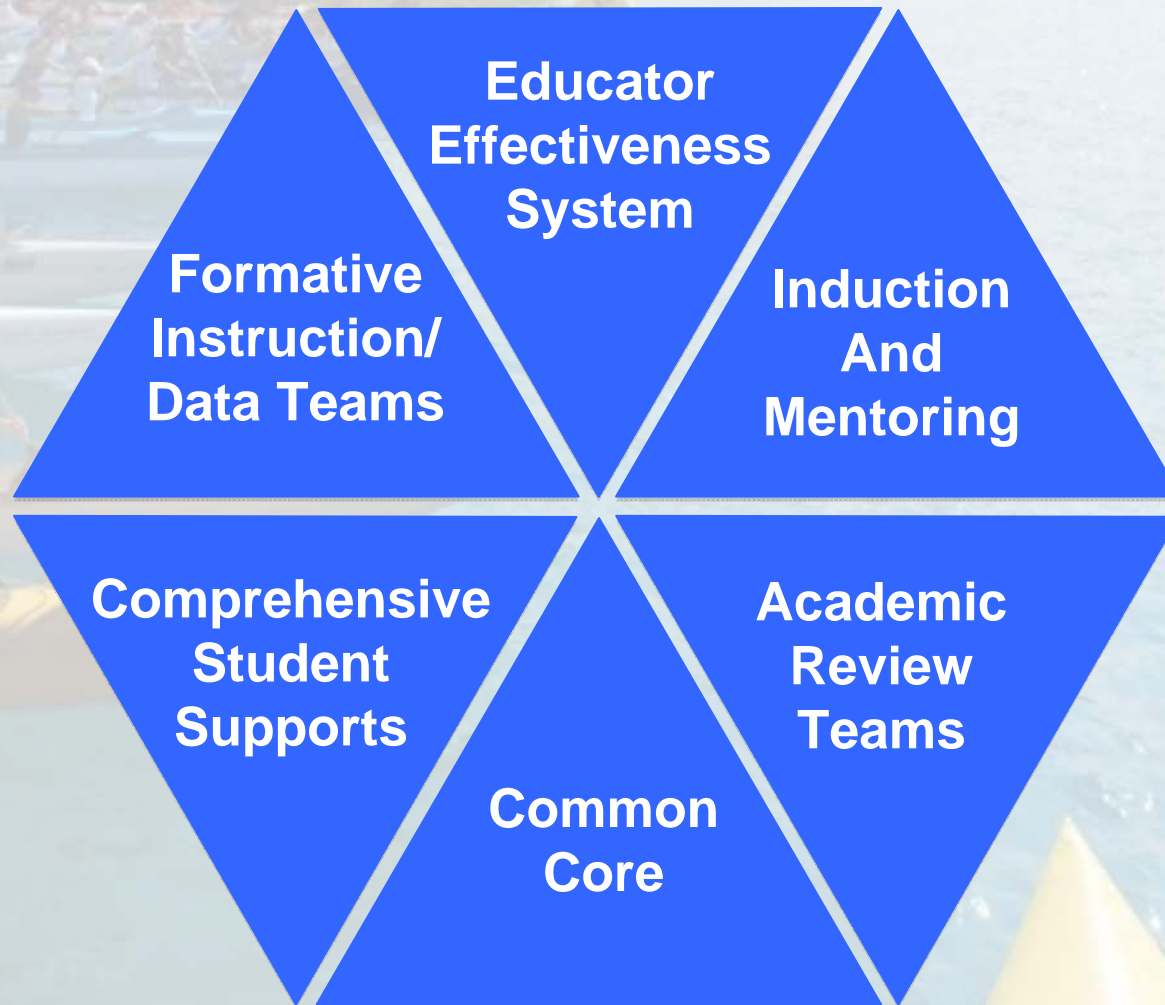
**STRIVE HI**  
**Performance System**

*Hawaii's New School Accountability & Improvement System*

**WITH THE**  
**“6 Priority Strategies”**



## SIX PRIORITY STRATEGIES



# Pearl City – Waipahu Complex Area Professional Learning Communities

## Strive HI Performance

Achievement, Growth, Readiness, Achievement Gap

### Achievement & Growth

### Readiness & Achievement Gap

Common  
Core

Formative  
Instruction/  
Data Teams

STE[A]M

Comprehensive  
Student  
Supports

College &  
Career  
Ready

### Systems of Support

Educator  
Effectiveness  
System

Academic  
Review  
Teams

Induction  
And  
Mentoring

# PWCA Flowchart

College, Career & Community Ready

Increase Student Achievement

Minimize Achievement Gap

Strive HI Performance

Achievement, Growth, Readiness, Achievement Gap

Complex Area ART

School /Leadership/  
ART - Data Team

INSTRUCTIONAL(K-12)  
Data Teams

CA Acad Plan  
6 Priority Strategies  
Field Assessments

Acad. Fin. Plan  
6 Priority Strategies  
Field Assessments

Inform Instruction

K-12 Constructs  
Program Initiatives  
PD support

Program Initiatives

St. Achievement  
Classroom Practice

# Pearl City & Waipahu Complex Area Field Assessments – Quarter 1

ID	School	Common Core State Standards	Comprehensive Student Supports	Data Teams, Formative Instruction & Assessment	Educator Effectiveness	Induction & Mentoring	Academic Review Team	STEM
255	Highlands Inter	2	3	2	1	2	2	3
260	Manana EI	3	3	3	1	3	1	2
264	Palisades EI	2	2	2	1	1	2	1
265	Pearl City EI	1	1	1	1	1	1	1
266	Pearl City High	1	1	1	1	2	1	1
267	Pearl City Highlands EI	1	1	2	1	2	1	1.5
268	Lehua EI	1	1	1	1	2	1	1
283	Kanoelani EI	2	2	2	1	3	2	1
285	Momilani EI	2	2	2	1	4	2	2
288	Waiau EI	2	2	2	1	3	2	1
250	August Ahrens EI	1	1	1	1	2	1	1
274	Waipahu EI	3	2	3	1	3	3	1
276	Honowai EI	1	1	1	1	2	1	1
277	Waipahu High	1	1	2	1	2	1	2
278	Waipahu Inter	2	2	2	1	1	1	2
287	Kaleiopuu EI	1	1	1	1	2	1	1
290	Waikele EI	2	3	3	1	3	2	2
		28	29	31	17	38	25	24.5
	<b>Averages</b>	1.647058824	1.705882353	1.823529412	1	2.2352941	1.470588235	1.44117647
Total Number of Schools in Each Category	1	2	3	4	Complex Area Average			
CCSS	8 (47%)	7 (41%)	2 (12%)	0	CCSS	1.65		
CSSS/RTI	8 (47%)	6 (35%)	3 (18%)	0	CSSS/RTI	1.71		
DT/FI	6 (35%)	8 (47%)	3 (18%)	0	DT/FI	1.82		
EES	17 (100%)	0	0	0	EES	1		
I&M	3 (18%)	8 (47%)	5 (29%)	1 (6%)	I&M	2.24		
ART	10 (59%)	6 (35%)	1 (6%)	0	ART	1.47		
STEM	10 (59%)	6 (35%)	1 (6%)	0	STEM	1.44		

## Pearl City & Waipahu Complex Area Field Assessments – Quarter 2

ID	School	Common Core State Standards	Comprehensive Student Supports	Data Teams, Formative Instruction & Assessment	Educator Effectiveness	Induction & Mentoring	Academic Review Team	STEM
255	Highlands Inter	3	3	2	2	2	2	3
260	Manana EI	2	3	3	1	3	1	1
264	Palisades EI	2	2	2	2	1	2	1
265	Pearl City EI	2	3	3	2	3	2	2
266	Pearl City High	2	2	2	2	3	2	1
267	Pearl City Highlands EI	2	2	2	2	2	2	2
268	Lehua EI	2	2	1	1	2	1	1
283	Kanoelani EI	2	2	3	2	3	2	2
285	Momilani EI	2	3	3	2	4	2	2
288	Waiau EI	2	2	2	2	3	2	1
250	August Ahrens EI	1	1	1	2	2	1	1
274	Waipahu EI	3	2	3	1	3	3	1
276	Honowai EI	1	1	1	1	2	2	1
277	Waipahu High	1	1	2	1	2	2	2
278	Waipahu Inter	2	2	2	1	2	1	2
287	Kaleiopuu EI	2	2	2	1	3	1	1
290	Waikele EI	2	3	3	1	3	2	2
		33	36	37	26	43	30	26
	<b>Averages</b>	1.941176471	2.117647059	2.176470588	1.529411765	2.5294118	1.764705882	1.5294118
	<b>Total Number of Schools in Each Category</b>	<b>1</b>	<b>2</b>	<b>3</b>	<b>4</b>		<b>Complex Area Average</b>	
	Common Core State Standards	3	12	2			Common Core State Standards	1.94
	Comprehensive Student Supports	3	9	5			Comprehensive Student Supports	2.12
	Formative Instruction/Data Teams	3	8	6			Instruction/ Data Teams	2.18
	Educator Effectiveness	8	9	0			Educator Effectiveness	1.53
	Induction & mentoring	1	7	8	1		Induction & mentoring	2.53
	Academic Review Team	5	11	1			Team	1.77
	STEM	9	7	1			STEM	1.53



## Pearl City & Waipahu Complex Area Field Assessments – Quarter 3

ID	School	Common Core State Standards	Comprehensive Student Supports	Data Teams, Formative Instruction & Assessment	Educator Effectiveness	Induction & Mentoring	Academic Review Team	STEM
255	Highlands Inter	3	3	3	2	3	2	4
260	Manana EI	2	3	3	2	3	2	1
264	Palisades EI	2	2	2	2	2	2	2
265	Pearl City EI	2	2	3	3	3	2	2
266	Pearl City High	2	2	2	2	3	2	1
267	Pearl City Highlands EI	2	2	2	2	2	2	2
268	Lehua EI	2	2	2	2	3	2	1
283	Kanoelani EI	2	3	3	2	3	2	2
285	Momilani EI	2	3	3	2	4	2	2
288	Waiau EI	2	2	2	2	3	2	1
250	August Ahrens EI	2	2	2	2	2	1	1
274	Waipahu EI	3	2	3	2	3	3	1
276	Honowai EI	2	2	2	1	2	2	1
277	Waipahu High	2	2	2	2	2	2	2
278	Waipahu Inter	2	2	2	1	2	1	2
287	Kaleiopuu EI	2	2	2	1	3	1	1
290	Waikele EI	2	2	2	1	3	2	2
		36	38	40	31	46	32	28
	<b>Averages</b>	2.117647059	2.235294118	2.352941176	1.823529412	2.7058824	1.882352941	1.64705882
	<b>Total Number of Schools in Each Category</b>	<b>1</b>	<b>2</b>	<b>3</b>	<b>4</b>		<b>Complex Area Average</b>	
	CCSS	0	15	2	0		CCSS	2.12
	CSSS/RTI	0	13	4	0		CSSS/RTI	2.36
	DT/FI	0	11	6	0		DT/FI	2.35
	EES	4	12	1	0		EES	1.82
	I&M	0	6	11	1		I&M	2.71
	ART	3	13	1	0		ART	1.88
	STEM	8	8	0	1		STEM	1.65



WELCOME TO

# WAIPAHU HIGH SCHOOL

Smaller Learning Communities School

## Waipahu High School

Home of the Marauders

Keith Hayashi, Principal