




Update

Department of Education's Scorecard for Goal 1 (Student Success) including Smarter Balanced Data

Presentation to the Hawaii State Board of Education
September 15, 2015



Strategic Plan: Vision & Direction

The Department of Education and Board of Education established a joint strategic plan in 2012 that:

- Sets a clear vision for success grounded in college & career readiness
- Establishes a culture of reflection & improvement at every level of the system



<http://www.hawaiipublicschools.org/VisionForSuccess/AdvancingEducation/StrategicPlan/>

HAWAII STATE DEPARTMENT OF EDUCATION

HawaiiPublicSchools.org




Our Core Values

Hawaii seeks for its students ***to meet and exceed world class academic standards in a way that reflects our island perspective.***

- Commitment to equity and excellence
- Meaningful learning
- Caring relationships
- Connection to community, family and aina



Strategic Plan: Organization



Smarter Balanced Assessment measures student achievement, among our student success measures

1A. All students are engaged and ready to learn.

- Student attendance
- Students without disciplinary incidents
- Students report feeling safe at school
- Students' participation in co- and extra-curricular activities

1B. All students are gaining the academic skills they need to succeed on the K-12 pathway and throughout their lives.

- Academic achievement (reading and math proficiency)
- Equity in achievement (difference between high need and non-high need students)
- 11th graders scoring above 19 on ACT
- Successful completion of 9th grade
- On-time graduation
- Enrollment in postsecondary education
- Graduates completing a training program or earning an employer-recognized certificate



1C. Students are connected to their school and community to develop a love of learning and contribute to a vibrant civic life.

- Demonstration of General Learner Outcomes
- Personal Transition Plan for each student
- Parent satisfaction
- Engagement of parents and community

Why Smarter Balanced?

- Measures progress toward academic goals of Hawaii Common Core
 - Adopted in 2011
 - Supported by professional development, quality instructional materials, and targeted interventions
- Marks **new baseline** for success
- Provides quality, new tool to measure students' progress toward 21st century expectations:
 - Critical thinking
 - Problem solving
 - Analytical writing
- Is benchmarked internationally
- Was given in 18 states and territories in 2015
- Recognized by nearly 200 colleges or universities for placement into college-level courses



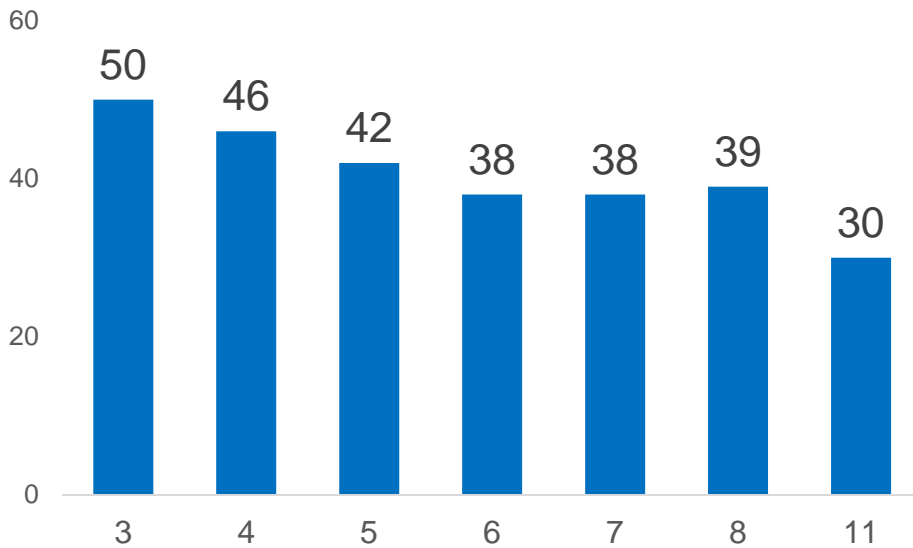
How is Smarter Balanced different?

- Reports whether students are on-track for success on more rigorous Common Core standards for college and career readiness.
- Assesses more than just reading. **English Language Arts and Literacy** also includes Listening, Writing, and Research/Inquiry.
- Measures **application of knowledge**. Includes classroom activities and performance tasks to assess students' learning. More than multiple choice.
- Provides a more accurate score. Is **computer-adaptive**, using students' performance to determine difficulty of test questions students should receive.

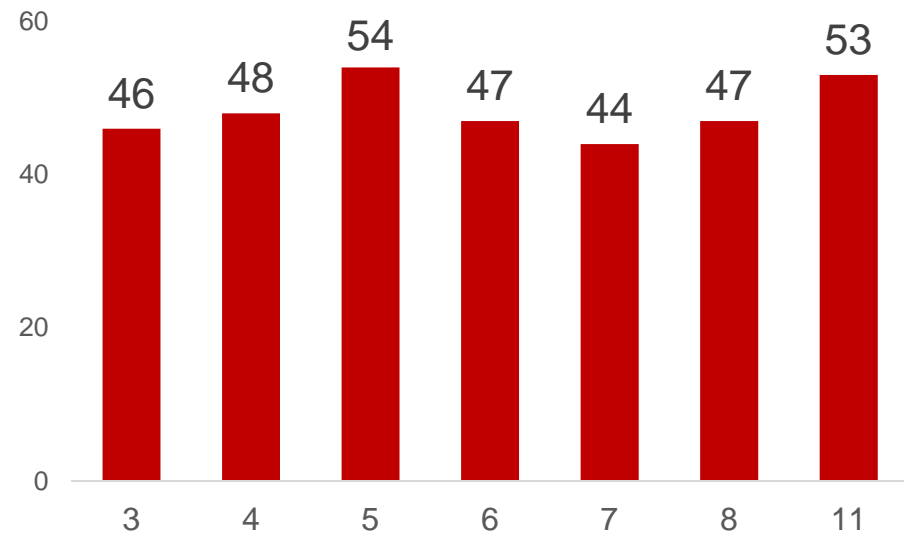


2015 SB results by grade level

Mathematics



English Language Arts/Literacy

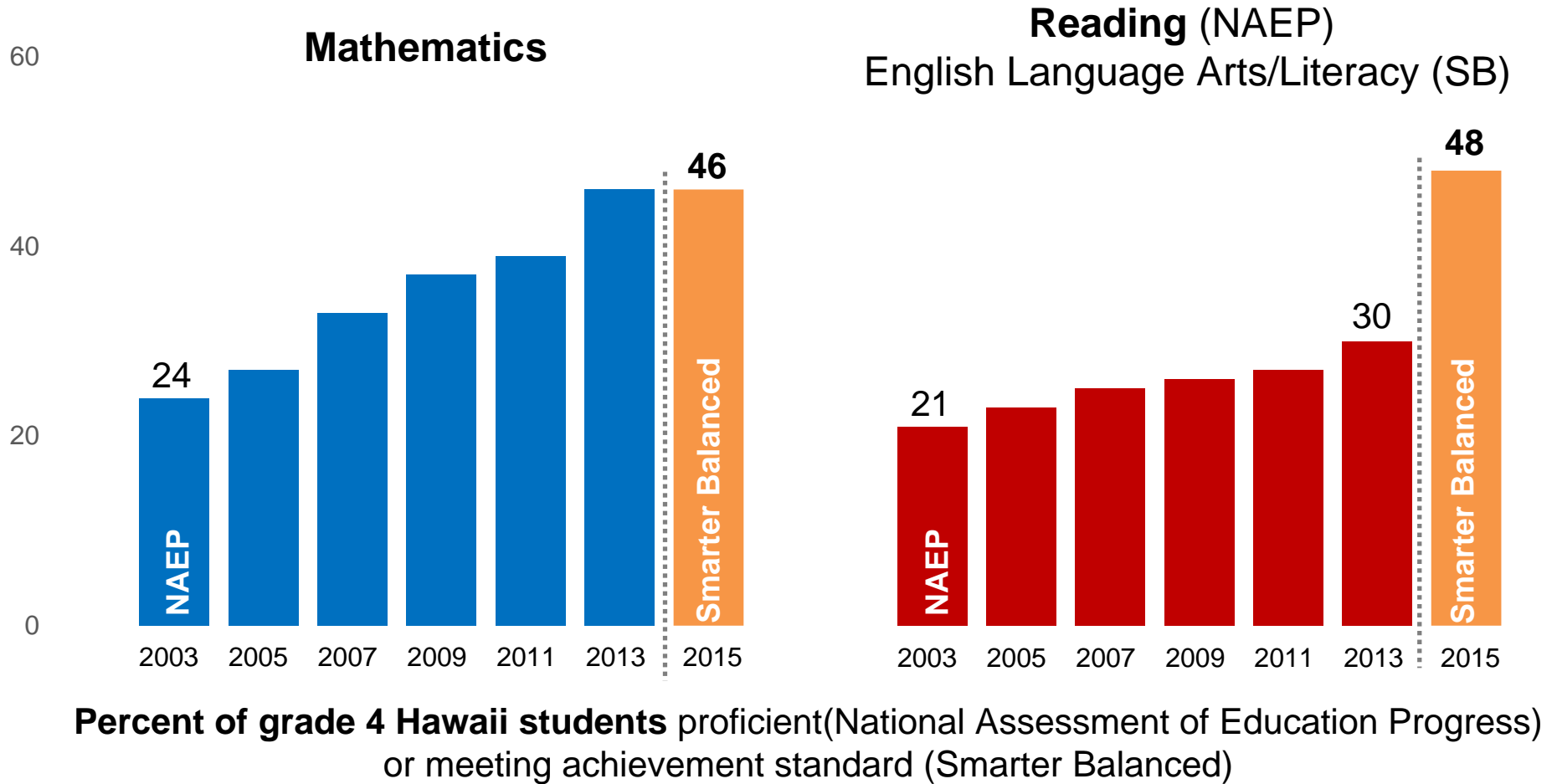


Percent of Hawaii students meeting achievement standard at each grade level

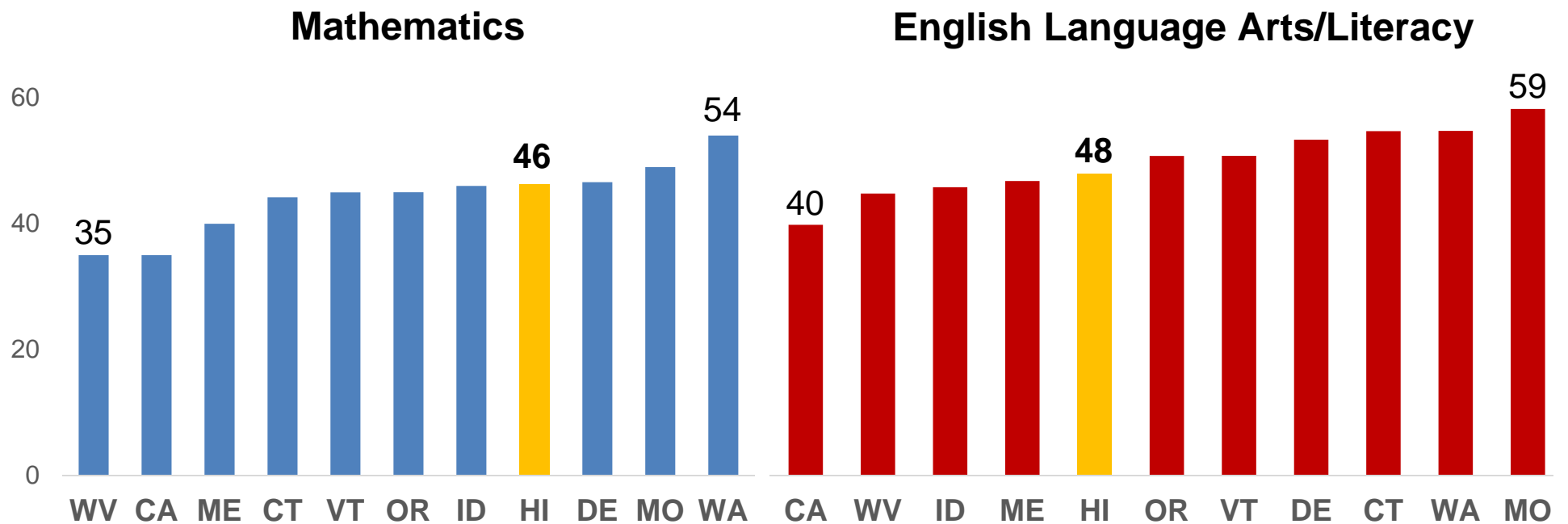
Overall: 41%

Overall: 48%

Results reinforce a decade of NAEP gains



State SB comparisons confirm that we are on the right track



Percent of students meeting the achievement standard in **grade 4**
in other states which have released Smarter Balanced scores as of 9/12

Scorecard also measures other dimensions of student success

1A. All students are engaged and ready to learn.

- Student attendance
- Students without disciplinary incidents
- Students report feeling safe at school
- Students' participation in co- and extra-curricular activities

1B. All students are gaining the academic skills they need to succeed on the K-12 pathway and throughout their lives.

- Academic achievement (reading and math proficiency)
- Equity in achievement (difference between high need and non-high need students)
- 11th graders scoring above 19 on ACT
- Successful completion of 9th grade
- On-time graduation
- Enrollment in postsecondary education
- Graduates completing a training program or earning an employer-recognized certificate

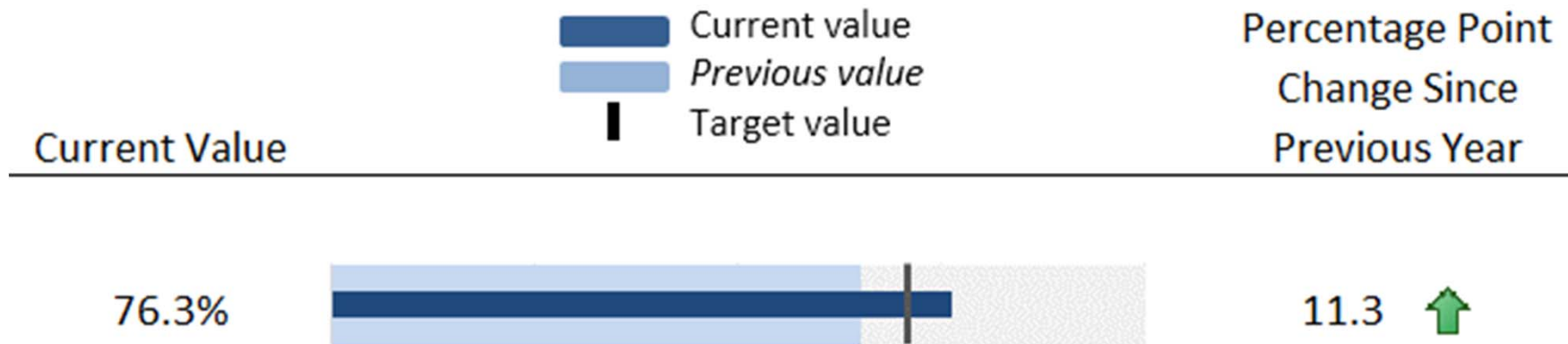


1C. Students are connected to their school and community to develop a love of learning and contribute to a vibrant civic life.

- Demonstration of General Learner Outcomes
- Personal Transition Plan for each student
- Parent satisfaction
- Engagement of parents and community



Scorecard: How to Read



Scorecard: Highlights - Improvements

Metric	Current Data	Percentage Point Change
Graduates with preparation in Career and Technical Education *	40%	+4.7
Students on-track for college and career in their junior year	39%	+2.8
Four Year Graduation Rate*	82.4%	+1.5
9 th Grade Promotion*	85.9%	+1.0

*Metrics reflect school year 2013-2014 data and will be updated by Dec. 2015.

New metrics

HAWAII STATE DEPARTMENT OF EDUCATION

HawaiiPublicSchools.org



Scorecard: Highlights – Areas for Focus

Metric	Current Data	Percentage Point Change
Parent Satisfaction with School	83.3%	-7.7
<i>Parent and Community Engagement</i>	83.3%	-6.1
Students Reporting School is Safe	75.1%	-5.8

*Metrics reflect school year 2013-2014 data. 2014-15 data will be reported to BOE on Nov. 3, 2015.
New metrics





Vision for Success
Transforming Schools & Results

Teaching & Learning
Curriculum, Instruction & Testing

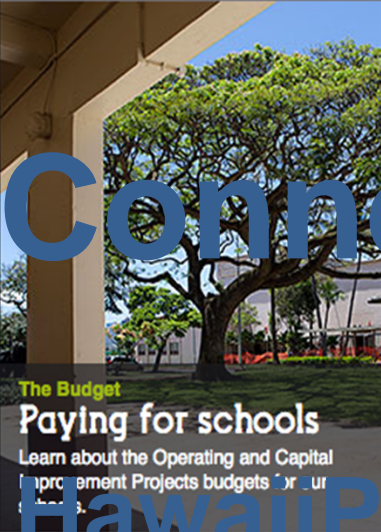
Beyond the Classroom
Student Programs & Services

Parents & Students
Resources & Tools

Connect with Us
About the Department



Strive HI
Path to graduation
What students need to do to earn a diploma from Hawaii's public high schools.



The Budget
Paying for schools
Learn about the Operating and Capital Improvement Projects budgets for our schools.



Work for us
Job Opportunities
Looking for Highly Qualified teachers, specialists and more for our schools and offices.



Digital learning
Future Ready
Teaching and learning extends beyond the four walls of a classroom and a traditional curriculum.



Hawaii Common Core Standards
English Language Arts and Literacy in history, science, technical subjects and math.

Connect with us!
HawaiiPublicSchools.org

The Strategic Plan

Our governing document driving the transformation

Strive HI System

Our school accountability and performance system.

Testing

Our series of student exams includes the State

Stay up to date with **Department News**



Featured Article



Family resource assessments

Families are key in student preparedness. New standards (Hawaii Common Core) and assessments (Smarter Balanced) are creating shifts in the



Connect with Us

book ▶

Vimeo ▶

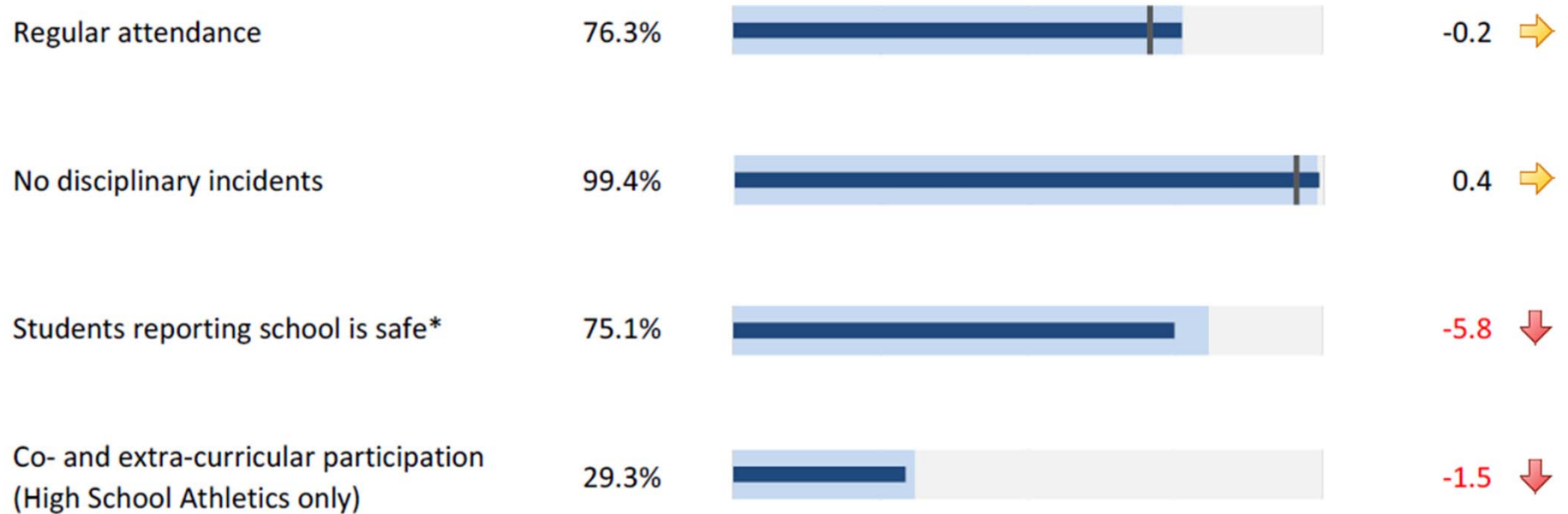
Twitter ▶

Tweets



Scorecard: Goal 1

Students engaged and ready to learn



Scorecard: Goal 1

Students gaining academic skills that they need to succeed


English Language Arts/Literacy achievement

48.4%




Achievement gap in English Language Arts/Literacy

46.4%



Mathematics achievement

41.2%




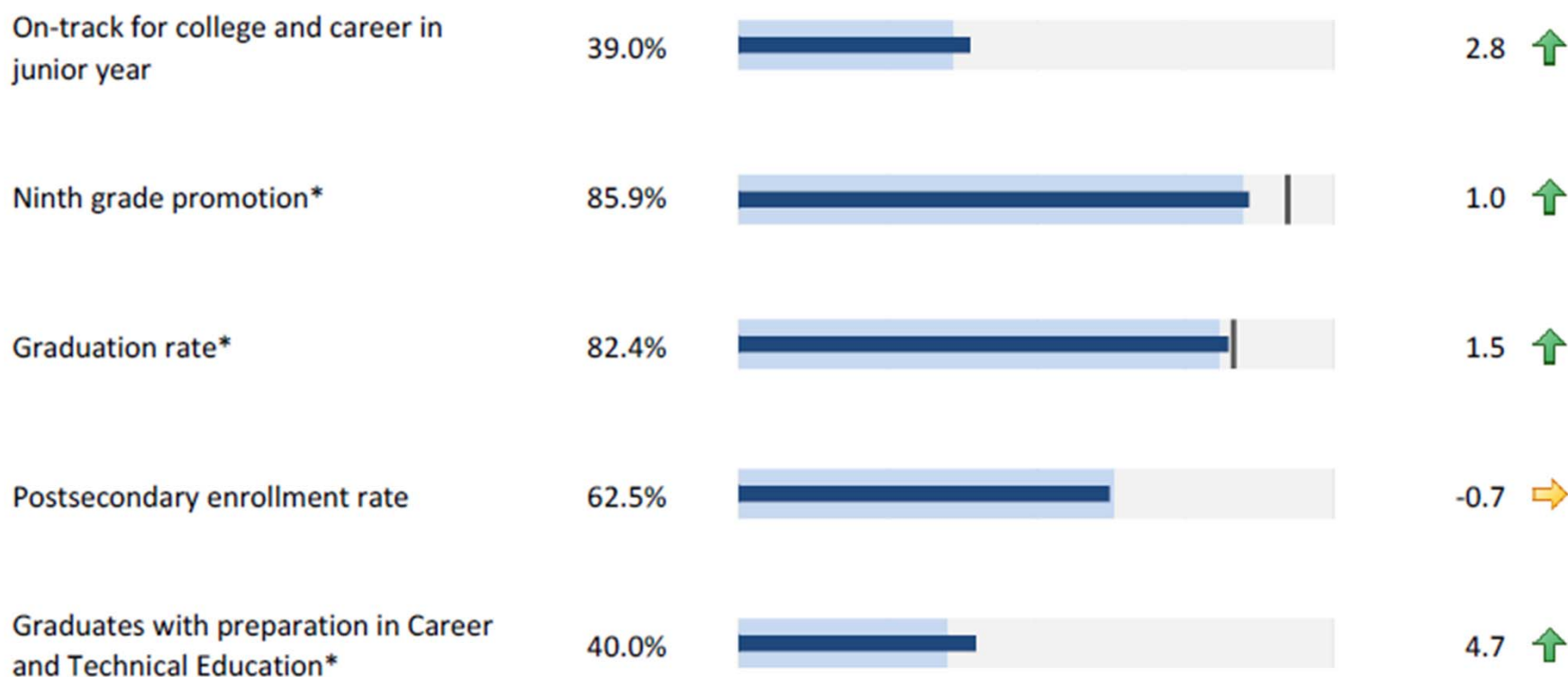
Achievement gap in mathematics

48.0%



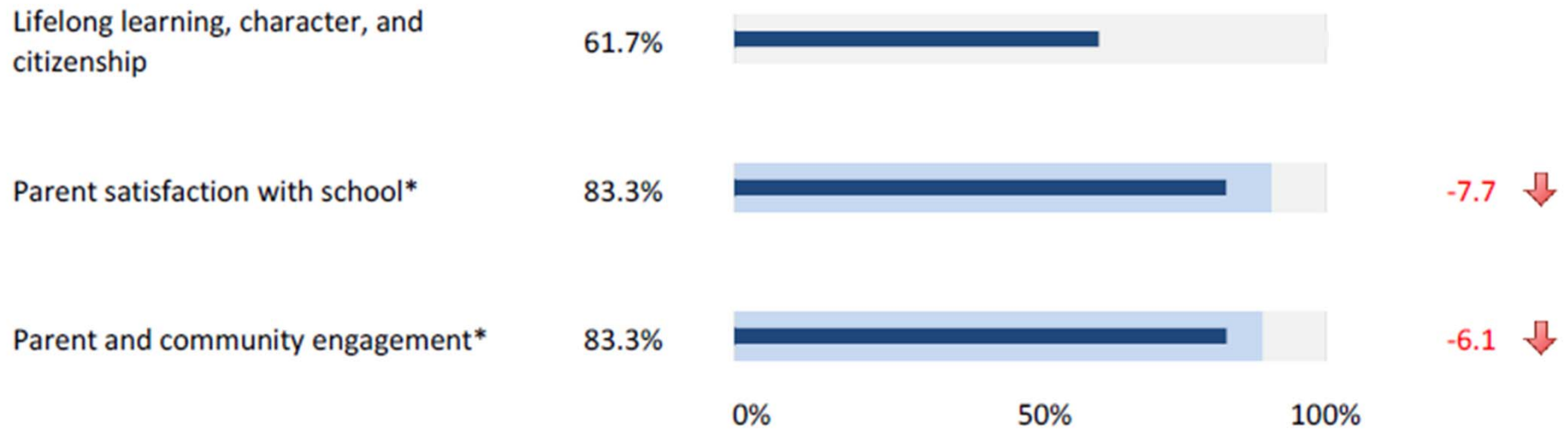
Scorecard: Goal 1

Students gaining academic skills that they need to succeed



Scorecard: Goal 1

Students are connected to their school and community



Measure Pending: Student connection to community

