



Kūhanauna

A Generation on the Rise

Presentation to the Hawai'i Board of Education
16 Pepeeuali 2016



KAMEHAMEHA SCHOOLS®

Ke Ali'i Bernice Pauahi Bishop



Great-Granddaughter
of Kamehameha 'Ekahi

Steward of
Native Hawaiian
education

Change
Agent

‘O kēia Ke Kula ‘o Kamehameha



Conservation and Natural Resources



20%
of watersheds
in Hawaii

State's largest
windfarm

Forest
restoration

Safe habitat for
192
rare species

Commercial Development



\$3B
commercial
real estate

5
values

18
market areas

Agriculture



169K
acres

Diversified
agriculture

70%
of all coffee grown
in Hawaii

Financial Investments



Globally
diversified

\$7B
financial assets

\$10B
value of endowment

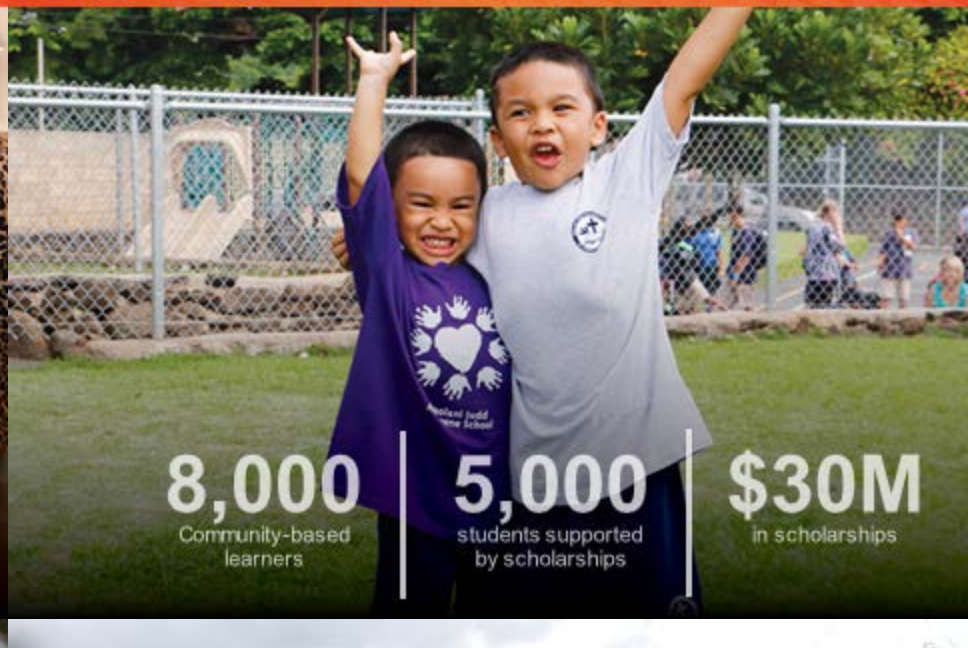
Nā Kula 'o Kamehameha



7,000
students
PreK – 12 grade

State's largest
preschool provider

Supporting Haumāna



8,000
Community-based
learners

5,000
students supported
by scholarships

\$30M
in scholarships

Nā Kula Ho'āmana



4,200 | **17**
K-12 learners | schools

Community Investing and Innovation



46K
learners & families

\$40M
supporting public schools
& partner organizations

25%
increase in preschool
capacity on Wai'anae Coast

Native Hawaiian Population Growth

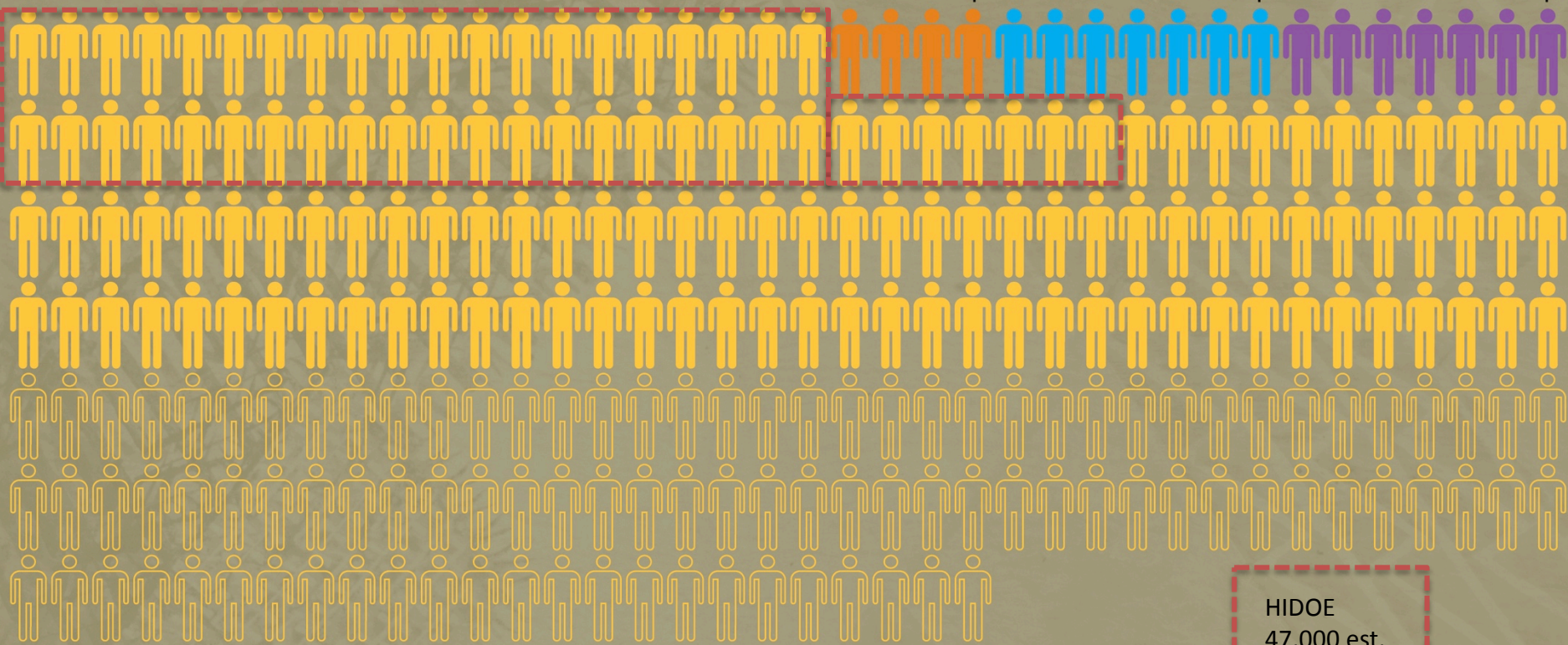
PROJECTIONS FOR THE FUTURE

247,000 (2040 est. pop.)



Charter Schools
4,000

KS Campuses
& Preschools 7,000

Other Private Schools
(HAIS) est. 7,000



HIDOE
47,000 est.

 = 1,000 LEARNERS  = 1,000 LEARNERS (Projected additional population ages 0 – 24 in 2040)

Strategic Plan 2020

**Within a generation of twenty-five years,
we see a thriving lāhui
where our learners achieve
postsecondary educational success,
enabling good life and career choices.**

**We also envision that our learners will
be grounded in
Christian and Hawaiian values and will
be leaders who contribute
to their communities, both locally and
globally.**

5 Goals

1 Native Hawaiian Schools Network



Charter & Immersion
schools

Kamehameha
Schools

Hawaiian culture-
based education

2 Improved Statewide Education System



Community
collective impact

Regional &
statewide

3 Strengthened Native Hawaiian Identity



‘Ōlelo
Hawai‘i

Cultural
principles

Land
stewardship

Sustainability

4 High-Performing Organization



Transformative

Clear focus

Measurements

5 Resource Management

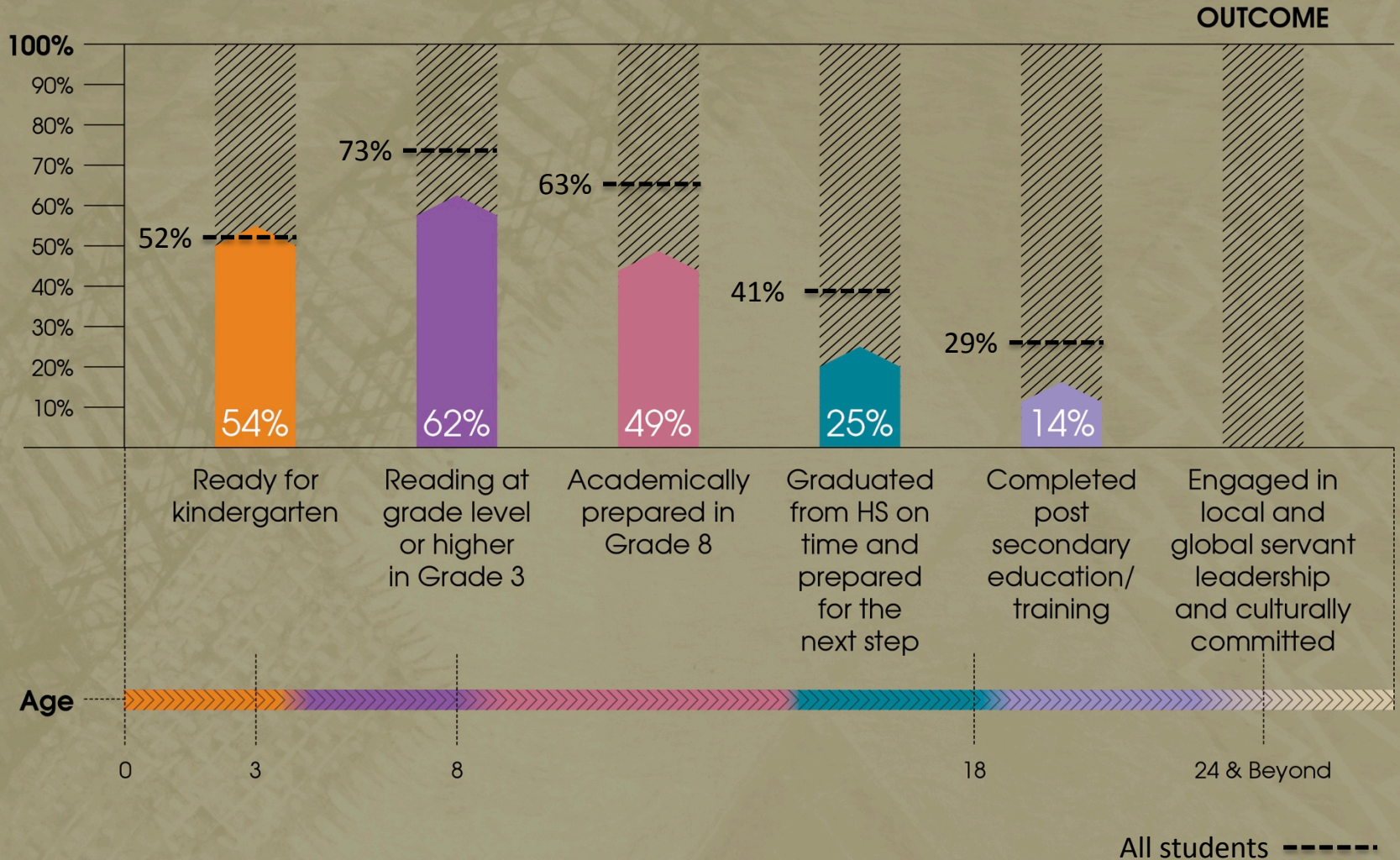


Impact
focus

System-wide
resources context

Educational Pathway Milestones

MEASURES TO HELP US ACHIEVE OUR VISION





He Mau Nīnau?

Questions?



KAMEHAMEHA SCHOOLS®

Mahalo

Learn more at
www.ksbe.edu/sp2020

Contact:

M. Wai'ale'ale Sarsona, Managing Director
Kūamahi Community Education Group
Ph: 808.523.6362 wasarson@ksbe.edu



KAMEHAMEHA SCHOOLS®