



STATE OF HAWAII  
BOARD OF EDUCATION  
P.O. BOX 2360  
HONOLULU, HAWAII 96804

May 15, 2012

TO: The Honorable Donald Horner, Chairperson  
Board of Education

FROM: Douglas Murata, Board of Education Designee  
Wilfred Keola, Board of Education Designee

Handwritten signatures of Douglas Murata and Wilfred Keola in black ink.

SUBJECT: Approval of Mililani High School's School Community Council (SCC) Exception  
Regarding its Assessment Schedule

1. **RECOMMENDATION**

That the Board of Education (BOE) approve Mililani High School's SCC Exception Request allowing the school to implement a modified school schedule to accommodate testing for the 2012-2013 school year.

Note: BOE approval of exceptions to the BU 05 Collective Bargaining agreement must include all stipulations agreed upon by its two (2) committee members to the SCC Exception Review Committee. The status quo shall remain should the BOE not agree with its committee members' recommendation(s).

2. **RECOMMENDED EFFECTIVE DATE**

Upon approval by the BOE.

3. **RECOMMENDED COMPLIANCE DATE**

Not applicable.

4. **DISCUSSION**

a. **Conditions leading to the recommendation**

Section 302A-1124 to 1127, Hawaii Revised Statutes (HRS), authorizes schools to request waivers from existing state agency rules, policies, regulations, and procedures as well as exceptions to collective bargaining agreements as negotiated in accordance with current collective bargaining agreements and the provisions of Chapter 89, HRS.

b. Previous action of the Board on the same or similar matter

Similar SCC exceptions were approved for Konawaena Middle School, Pearl City and Waiakea High Schools.

c. Other policies affected

Article VI, Teaching Conditions and Hours; Section R, Evaluation of Students/Grading Preparation.

Article VI, Teaching Conditions and Hours, Section CC, Work Time Distribution, Weekly Totals Within the 7-Hour Day, 5-Day Week.

Article XII, Academic Freedom.

Board Policy 1710-3, School Calendar Policy.

Board Policy 2412, School Community Council Waivers and Exceptions Policy.

d. Arguments in support of the recommendation

The change in bell schedule requested by Mililani High School for 2012-2013 school year will allow the school to:

- Ensure timely reporting of grades to students and parents/guardians.
- Promote student success by having a semester exam schedule and making schedule changes at the start of the semester.
- Allow teachers and students opportunities to prepare and review for the assessments.
- Allow teachers to input grades and report cards in a timely manner.
- Encourage students to use the before and afternoon periods to seek additional tutorial services to improve student performance and understanding.
- Promote timely communication with students and parents.
- Encourage students to apply and complete college applications in a timely manner.

e. Arguments against the recommendation

None.

f. Findings and conclusions of the Board committee

The BU 05 Committee on SCC Exception Review agreed to this exception on May 8, 2012.

g. Other agencies or departments of the State of Hawaii involved in the action

None.

h. Possible reaction of the public, professional organizations, unions, DOE staff and/or others to the recommendations

Positive.

i. Educational implications

As stated in the school's SCC exception request.

j. Personnel implications

None.

k. Facilities implications

None.

l. Financial implications

None.

5. **OTHER SUPPLEMENTARY RECOMMENDATIONS**

None.

DM/WK:JZ:ah

Attachments

c: Superintendent  
Office of Curriculum, Instruction and Student Support

\_\_\_\_ New Request

X Renewal

**SCHOOL COMMUNITY COUNCIL  
WAIVER/EXCEPTION REQUEST FORM**

(Please use one form for each request)

SCHOOL: Mililani High School

DATE: October 12, 2011

DISTRICT: Central

COMPLEX: Mililani

Achieved AYP: \_\_\_\_ Yes ☒ No

School Status:

School Proficiency Levels:

Reading Gr \_\_\_\_ % Gr \_\_\_\_ %

Math Gr \_\_\_\_ % Gr \_\_\_\_ %

\_\_\_\_ In Good Standing, Unconditional

\_\_\_\_ In Good Standing, Pending

\_\_\_\_ Needs improvement Yr. 1

\_\_\_\_ Needs improvement Yr. 2

\_\_\_\_ Corrective Action

\_\_\_\_ Planning for Restructuring

☒ Restructuring

**\*\*\*Attach Trend Report.**

- A. List the specific policy, regulation, rule, procedure or the specific article within the collective bargaining agreement from which the school is seeking relief.

*Article VI, Section R states, "The deadline for the submittal of grades shall be no earlier than the fourth student day following the end of the quarter except for the fourth quarter."*

- B. Describe 1) the desired change, and 2) what the school hopes to accomplish as it relates to improving student learning and increasing student achievement. Include specific quantitative, qualitative and longitudinal data to support the need for the request.

*The desired change is to submit 2<sup>nd</sup> quarter, 1<sup>st</sup> semester grades on the last day of the 2<sup>nd</sup> quarter for three (3) reasons:*

- (1) Encourage students to apply and complete college applications in a timely manner.*
- (2) Promote student success by having a semester exam schedule and making schedule changes at the start of the semester.*
- (3) Promote timely communication with our parents and students.*

- C. If a renewal, describe and evaluate the outcomes of the requested change. Explain what was achieved and the impact on student learning. (Include specific quantitative and/or qualitative data.)

- (1) With help from the college and career coordinator, seniors were able to send their college applications and scholarship requests promptly.*
- (2) Students were able to receive tutoring before/after scheduled exams on incomplete semester projects, assignments, etc. to improve student performance and understanding. (According to a school wide survey, 40% of teachers responded*

**that approximately 928 students received tutoring during 1<sup>st</sup> semester final exam week)**

- (3) *Students were able to experience a post high environment and concentrate on specific subjects when taking their semester exams.*
- (4) *Counselors were able to make any necessary changes or adjustments in student's schedules for the start of the third quarter. (According to a school wide survey, approximately 25 students were serviced in this capacity)*
- (5) *Promoted timely communication with parents and students by mailing mid-year report cards during winter vacation instead of two (2) weeks after the start of third quarter.*

D. Please provide additional information (**data and narrative**) for the following type of request applicable:

**D1.) Parent-Teacher Conferences:**

For a waiver from the DOE Regulation 4510.3 Released Time for Conferences to Report Student Progress, the Superintendent requires that a parent satisfaction survey be conducted and the survey results submitted.

Number of surveys distributed	
Number of surveys returned	
Number of parents in favor	
Number of parents not in favor	
Number of parents undecided	

Summary:

---

**D2.) School Attendance Procedures:**

For a waiver from the DOE School Attendance Procedures, Revised August 2001, a comparison of attendance data over a three (3) year period of time is required. Explain the increase or decrease in attendance rates. Provide provisions for allowing students to make-up missed work.

School Year	% of average daily attendance

Rationale:

**D3.) Withholding the Posting of Probationary Teacher Positions:**

For an exception from the collective bargaining contract for teachers for Withholding the Posting of Probationary Teacher Positions to Retain Probationary Teachers, a rationale stating a compelling or unique reason for the request is required (i.e. time and funds invested in teachers for professional development.)

Number of probationary teachers in your school	
Number of probationary one (1) teachers	
Number of probationary two (2) teachers	
Number of probationary three (3) teachers	
Number of probationary four (4) teachers	

Rationale:

---

#### **D4.) Reporting of Quarterly Grades:**

For an exception from the collective bargaining contract for teachers for Reporting Quarterly Grades for Schools, an explanation of the interventions provided and the impact on student learning is required.

Number of Students needing assistance	1066
Number of students who received tutorial assistance/interventions	1066
Number of students whose grades improved after receiving tutorial assistance/interventions	1055

Explanation:

*No data available at this time through current data information system.. Previous votes by certified staff members:*

*2003 and 2004 90% in favor*

*2006, 2008, 2009 and 2010 100% in favor*

*All certified staff members agreed to semester one exam schedule. The faculty and community have embraced this change as a positive practice at Mililani High School.*

#### **D5.) Modified Assessment Schedule:**

For an exception from the collective bargaining contract for teachers for a Modified Assessment Schedule, an explanation of the interventions provided and the impact on student learning is required. Describe tutorial opportunities provided for students during the assessment week.

Number of Students who need assistance	1066
Number of students who	1066

Number of students whose grades improved after receiving tutorial assistance/interventions	
--	--

Explanation:

*No data available at this time through current data information system.. Previous votes by certified staff members:*

2003 and 2004	90% in favor
2006, 2008, 2009, 2010, 2011	100% in favor

*All certified staff members agreed to semester one exam schedule. The faculty and community have embraced this change as a positive practice at Millilani High School.*

---

**E. All Other Requests:**

Provide information and explanation as indicated in Sections A, B, and C, and other additional information applicable.

**F. Provide a chronology and summary of discussions and activities that document an inclusive, collaborative, and consensus-building decision-making process.**

Date	Type of Meeting	Summary of Outcome
10/12/11	Faculty Meeting: discussion on contract exception and process	MHS staff notified
11/2/11	SCC	SCC notified of proposed Waiver
11/2/11	Follow-up email to faculty regarding SCC Waiver	MHS staff notified of proposed waiver; faculty input, questions, discussions, etc.
12/14/11	Faculty meeting and discussion	Faculty input, questions, discussion, etc.
12/14/11	Faculty voted on best schedule	Faculty consensus for 5 day final exam schedule
12/15/11	HSTA Process Check Completed	Acknowledged by APC representative
12/16/10	SCC	Pending



### WAIVER/EXCEPTION SIGNATURE PAGE

The signatures on this page acknowledge that the decision to request the attached waiver/exception was reached through a collaborative process. If this request is an exception to a collective bargaining agreement, the decision by members of the bargaining unit was achieved through consensus. (Because exceptions to collective bargaining agreements involve the rights of other employees, consensus, specifically by affected unit members, is necessary to waive those rights. It is possible for these unit members to agree on a fallback decision-making option provided that the agreement on the fallback option was reached through consensus.)

Administration

Date 12/7/11

Community Representative(s)

Date 12/7/11

Parent Representative(s)

Date 12-7-2011

Student Representative(s)

Date 12/7/11

Noncertificated

Staff Representative(s)

Date 12/7/11

Teacher Representative(s)

Date 12/7/11

Complex Area Superintendent (CAS): \_\_\_\_\_ (print name)

This waiver/exception request aligns with the goals and objectives of the school's strategic plan/academic and financial plan.

CAS Signature: \_\_\_\_\_

Date 12/15/11

#### **HSTA PROCESS CHECK REQUIREMENT:**

To ensure that the process to reach the decision for a contract exception request was followed, (the faculty either reached consensus or failing to reach consensus, the faculty held a secret ballot vote that resulted in active faculty members casting a ballot with 75% or higher affirmative vote), **the Teacher Representative should email the UniServ Director with a cc to Kate MacPherson (kmacpherson@hsta.org). Please attach a copy of the email sent to the UniServ Director.**

RETURN FORM TO:

School and Community Leadership Branch  
475 22<sup>nd</sup> Avenue, Building 302, Room 109  
Honolulu, Hawaii 96816

Or FAX: 735-8379

**FAILURE TO SUBMIT A COMPLETE AND TIMELY WAIVER/EXCEPTION REQUEST MAY RESULT IN THE REQUEST NOT BEING PROCESSED.**



216

**Mililani High****Trend Report:  
Educational and Fiscal Accountability****School Report for School Year 2010-2011**

A *Guide to Understanding Trend Reports* explains the educational and fiscal measures and lists schools in each of the 42 complexes for school year 2010-11. The *Guide* is available on-line at <http://arch.k12.hi.us>.

**Background**

Student Enrollment	Total	SPED		ELL		Free & Reduced-Cost Lunch Program		Kindergartners Who Attended Preschool
School Year	#	#	%	#	%	#	%	%
2008-2009	2,496	314	12.6%	76	3.0%	287	11.5%	na
2009-2010	2,460	319	13.0%	53	2.2%	283	11.5%	na
2010-2011	2,456	297	12.1%	41	1.7%	334	13.6%	na

Teachers	Total	Licensed	Years Experience	5+ Years at This School	Classes Taught by Teachers Meeting NCLB Requirements	Advanced Degree	Early Childhood Endorsement (Gr. K teachers)
School Year	#	%	Average	%	%	%	#
2008-2009	139	89.9%	11.6	53%	83%	33.1%	na
2009-2010	138	88.4%	11.8	52%	87%	34.1%	na
2010-2011	139	93.5%	11.8	53%	90%	36.0%	na

**Academic Achievement**

Hawaii State Assessment Standards-Based	Reading % Proficient by Grade Level								Math % Proficient by Grade Level							
	3	4	5	6	7	8	10		3	4	5	6	7	8	10	
School Year																
2008-2009	na	na	na	na	na	na	85.3		na	na	na	na	na	na	na	51.1
2009-2010	na	na	na	na	na	na	83.3		na	na	na	na	na	na	na	54.6
2010-2011	na	na	na	na	na	na	77.0		na	na	na	na	na	na	na	48.0

Hawaii State Assessment Standards-Based	Science % Proficient by Grade Level						
School Year	4	5	6	7	8	10	11
2008-2009	na	na	na	na	na	na	47.4
2009-2010	na	na	na	na	na	na	50.7
2010-2011	na	na	na	na	na	na	42.3

TerraNova Assessment National sample scoring at Average & above = 77		Reading % Average & Above								Math % Average & Above							
School Year	Grade Level	3	4	5	6	7	8	10		3	4	5	6	7	8	10	
2008-2009		na	na	na	na	na	na	88.3		na	na	na	na	na	na	na	85.5
2009-2010		na	na	na	na	na	na	88.6		na	na	na	na	na	na	na	85.6
2010-2011		na	na	na	na	na	na	93.1		na	na	na	na	na	na	na	97.2

\*Results suppressed to protect student identity, in accordance with the Family Educational Rights and Privacy Act (FERPA)

**Academic Achievement (continued)**

School Year	Proportion Ready for Kindergarten	Retention Rate %			Dropout Rate % (4-year rate)	Graduate On-Time %	Others %
		Elementary	Middle	Grade 9			
2008-2009	na	na	na	8.5%	6.3%	92.7%	1.0%
2009-2010	na	na	na	7.4%	9.6%	88.7%	1.7%
2010-2011	na	na	na	6.7%	<sup>1</sup> 10.0%	<sup>1</sup> 89.1%	<sup>1</sup> 0.9%

<sup>1</sup>- Starting in 2010-2011 the new Adjusted Cohort Graduation Rate methodology is used (for a brief explanation see Trend Report Guide)

**Safety and Well-Being**

Students	Average Daily Attendance %		Offenses by Type of Incident (number of citations per 1,000 students)					
			Violence		Property		Illicit Substances	
School Year	Elementary	Secondary	Elementary	Secondary	Elementary	Secondary	Elementary	Secondary
2008-2009	na	94.6%	na	10	na	11	na	12
2009-2010	na	95.5%	na	10	na	8	na	12
2010-2011	na	95.5%	na	13	na	4	na	10

School	Facilities Inspection	Persistently Dangerous Schools (NCLB)	Workers' Compensation Claims		Student and Teacher Perceptions on School Quality Survey		Transition from home/preschool to Kindergarten
School Year	Passed?	Yes/No	Total # of claims	% of claims resulting in loss-time	Positive Responses		School mean (range 1-3)
					% of student	% of teacher	
2008-2009	Yes	No	11	18.2%	43.9%	74.9%	na
2009-2010	Yes	No	11	0.0%	46.9%	85.2%	na
2010-2011	--	No	3	0.0%	50.1%	81.3%	na

**Civic Responsibility**

	Young Voter Registration	Kids Voting Hawaii		Students Who Are Not Suspended	Service to School/Community	Volunteer Hours
School Year	# of students participating	# of students participating	% of students participating	% of Enrollment	# of projects	# of PCNC volunteer hours per 100 students
2008-2009	43	1,705	68.3%	93.2%	130	--
2009-2010	90	--	--	94.4%	133	--
2010-2011	3	1,659	67.5%	95.8%	--	--

**Fiscal Accountability**

School Year	State General Funds				Significant Budget Changes*
	School Salaried Payroll	Allocation Excluding School Salaried Payroll	Expended	Carryover	
2008-2009	\$10,930,337	\$2,092,887	\$1,820,260	\$272,627	none
2009-2010	\$10,405,444	\$2,071,340	\$1,349,665	\$721,675	none
2010-2011	\$10,686,349	\$1,598,526	\$1,441,210	\$157,316	none

\*Explanation of Significant Budget Changes




To:  
Cc:  
Bcc:  
Subject: Fw: MHS SCC Waiver

From: Linda Kenui/MILILANH/HIDOE  
To: Robin Miller/MILILANH/HIDOE@HIDOE  
Date: 01/31/2012 01:41 PM  
Subject: Fw: contract exception

---

FYI. I also faxed the process checklist to HSTA the same day. Please check your dates. thanks.  
----- Forwarded by Linda Kenui/MILILANH/HIDOE on 01/31/2012 01:40 PM -----



Linda  
Kenui/MILILANH/HIDOE  
12/14/2011 12:38 PM

To Jeanine Tsuchiya  
cc rcamacho@hsta.org  
Subject contract exception

Today, the teachers at Mililani High School approved an exception to our contract by CONSENSUS. The specific article within the collective bargaining agreement from which the teachers have sought an exception is:

Article VI, Section R which states, " The deadline for the submittal of grades shall be no earlier than the fourth student day following the end of the quarter except for the fourth quarter."

This exception is made with administration's agreement to continue the end of semester exam schedule agreed upon and currently in effect at this time.(Dec. 2011)

Linda Kenui  
Head school-level HSTA representative  
627-4320  
FAX 627-7375



# Mililani High School

School Code: 216

Grades 9-12

## School Status and Improvement Report School Year 2010-11



### Contents

<b>Focus on Standards</b>	<b>p. 1</b>
<b>School Description</b>	<b>p. 1</b>
<b>School Setting</b>	<b>p. 2</b>
• Student Profile	
• Community Profile	
<b>School Improvement</b>	<b>p. 3</b>
• Summary of Progress	
<b>School Resources</b>	<b>p. 4</b>
• Certified Staff	
• Facilities	
<b>Vital Signs</b>	<b>pp. 5-7</b>
• School Quality Survey	
• Student Conduct	
• School Retention or Completion	
• Hawaii State Assessment Program	
<b>Other School Information</b>	<b>p. 8</b>

### School Address:

Mililani High School  
95-1200 Meheula Parkway  
Mililani, Hawaii 96789

### Focus On Standards

This School Status and Improvement Report has been prepared as part of the Department's education accountability system to provide regular, understandable accounts of our schools' performance and progress, as required by §302A-1004, Hawai'i Revised Statutes.

This report describes the school and its setting; provides information about the school's administrators, teachers, students and facilities; summarizes progress made based on the school's improvement plan, and reports student achievement results along with other vital signs.

### School Description

Mililani High School, located on forty-five acres of state property in lush Central Oahu, was established in September 1973 and graduated its first class in June 1977. The town of Mililani is a planned suburban, upper-middle class community with wide, tree-lined streets and well-tended homes and yards. The school currently services approximately 2,500 students in grades 9 –12. The student body comprises a full spectrum of military and local students from diverse ethnicities and socio-economic levels. The feeder school to Mililani High School is Mililani Middle School. Elementary schools in the area include Kipapa Elementary, Mililani Ike, Mililani Mauka, Mililani Uka, and Mililani Waena.

Mililani High School is committed to providing a rigorous and comprehensive education for all students. The school offers a great breadth of academic courses and programs of study, ranging from over a dozen Advanced Placement courses to inclusion and special education classes, to a wide array of electives in the areas of art, music, world languages, industrial arts, business, family and consumer science, physical education, and career and technology education. Students are also encouraged and afforded opportunities to participate in the school's numerous co-curricular activities, community service clubs and sports teams.

We, the faculty and staff at Mililani High School, envision our school as a safe, nurturing learning community that guides and supports all its members in their efforts to become knowledgeable, responsible, productive citizens. We believe that all students can and want to learn and that a successful public school experience is the bedrock to a free and democratic society. With our sustained focus on providing a high quality, comprehensive education for all, we believe that we can prepare our students to succeed in life after Mililani High School.

## School Setting

### Student Profile

School year

2008-09 2009-10 2010-11

Fall enrollment

2496	2460	2456
------	------	------

Number and percent of students in Special Education programs

2008-09	2009-10	2010-11
314	319	297
12.6%	13.0%	12.1%

Number and percent of students enrolled for the entire school year

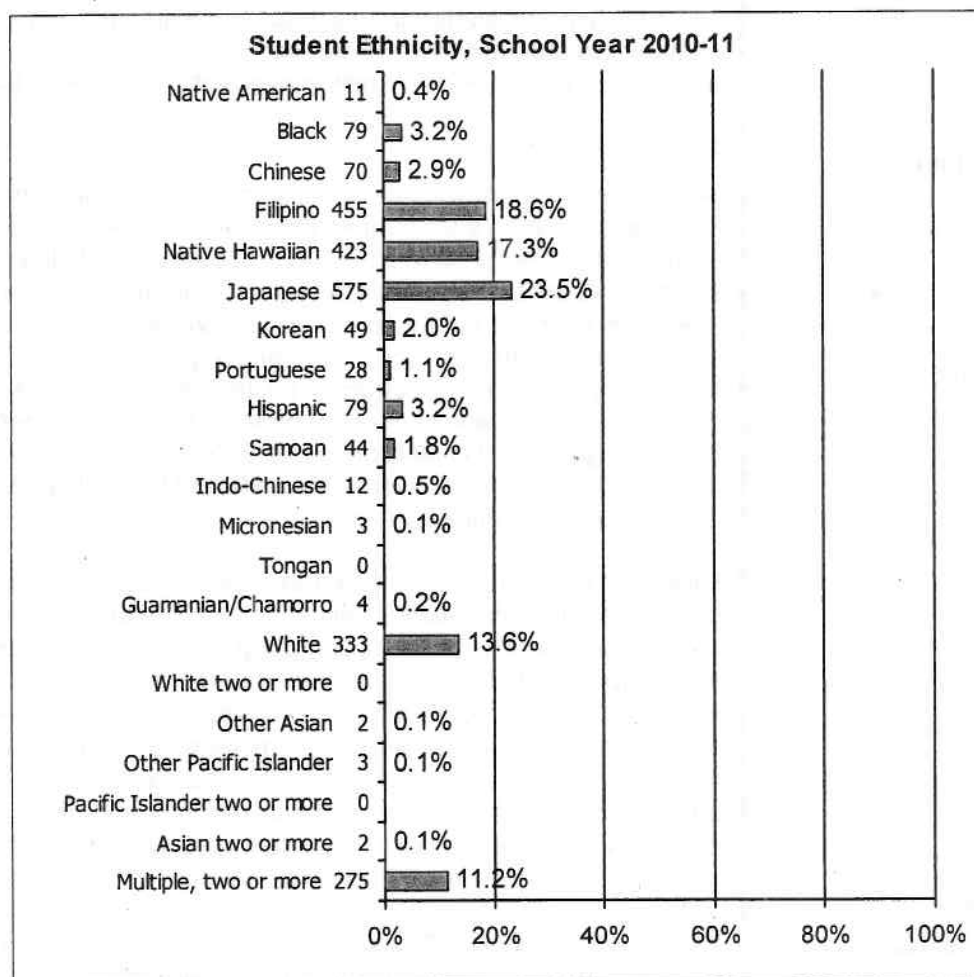
2334	2302	2338
93.5%	93.6%	95.2%

Number and percent of students with limited English proficiency

76	53	41
3.0%	2.2%	1.7%

Number and percent of students receiving free or reduced-cost lunch

287	283	334
11.5%	11.5%	13.6%



n = 2447

### Community Profile

2010 Census Data not available at this time.



**School Improvement****Summary of Progress****Goal #1: Improve Student Achievement through Standards-Based Education**

- Created and evaluated master and diary curriculum maps for all courses to ensure that all curricula are uniform, standards-based and vertically aligned
- Systematically implemented common quarterly assessments; analyzed assessment data to improve student achievement on state benchmarks
- Required 9<sup>th</sup> graders who scored well-below on the HSA to take reading lab course Achieve 3000.
- Implemented common Quadrant D lessons to improvement student achievement on target benchmarks
- Implemented and revised new Math lab e2020 courses for non-proficient 9<sup>th</sup> graders; analyzed data to improve student achievement on H.S.A. and Hawaii standards and benchmarks
- Continued to incorporate 21<sup>st</sup> Century technology into the curriculum to enhance student achievement

**Goal #2: Provide Comprehensive Support For All Students**

- Redesigned the Mililani Advisory Program (MAP) to include Senior Project activities while continuing to address State GLOs, Character Counts, and Personal Transition Plan requirements
- Provided appropriate support and mentoring to students throughout the Senior Project process through various workshops and on-line communication.
- Delineated the goals of the CSSS cadre; implemented and assessed activities to ensure that students are receiving appropriate and timely services
- Provided an effective after school tutoring program
- Implemented Achieve 3000 as a credit recovery program for elective credits
- Implemented e2020 as a credit recovery program and/or tutoring resource
- Continued to systemically implement the Quality Assurance plan as developed by the Quality Assurance Team following the yearly internal review
- Provided differentiated instructional strategies and other appropriate interventions to improve student achievement
- Continued to improve and expand the current inclusion program

**Goal #3: Continuously Improve Performance and Quality**

- Continued to improve school-wide data collection and analysis through FOL and PLC groups
- Revised and implemented the Mililani High School Professional Development Plan
- Revised and implemented the Mililani High School 21<sup>st</sup> Century Technology Plan
- Collected and analyzed data to evaluate the efficacy of the current "Inclusion Model."
- Continued to support and increase retention of all new and/or probationary teachers through participation in the Central District Teacher Development Program
- Provided direct support to teachers in the implementation of state and complex literacy and instructional strategies through Literacy for Learning

## School Resources

### Certified Staff

#### Teaching Staff

<b>Total Full-Time Equivalent (FTE)</b>		139.0
Regular Instruction, FTE	77.7%	108.0
Special Instruction, FTE	19.4%	27.0
Supplemental Instruction, FTE	2.9%	4.0
Teacher headcount		139
Teachers with 5 or more years at this school		74
Teachers' average years of experience		11.8
Teachers with advanced degrees		50

#### Professional Teacher Credentials

Fully licensed	93.5%	130
Provisional credential	2.2%	3
Emergency credential	4.3%	6

#### Students per Teaching Staff \*

Regular Instruction	19.3
Special Instruction	11.0

\* Regular instruction includes both regular and supplemental teaching staff and does not include mainstreamed special education students. Therefore, these figures do not indicate class size.

#### Administrative and Student Services Staff

Administration, FTE *	9.0
Librarians, FTE	2.0
Counselors, FTE	6.0
Number of principals at this school in the last five years	1

\* Administration includes Principals, Vice-Principals, Student Activity Coordinators, Student Services Coordinators, Registrars, and Athletic Directors

### Facilities

School Year Ending 2011

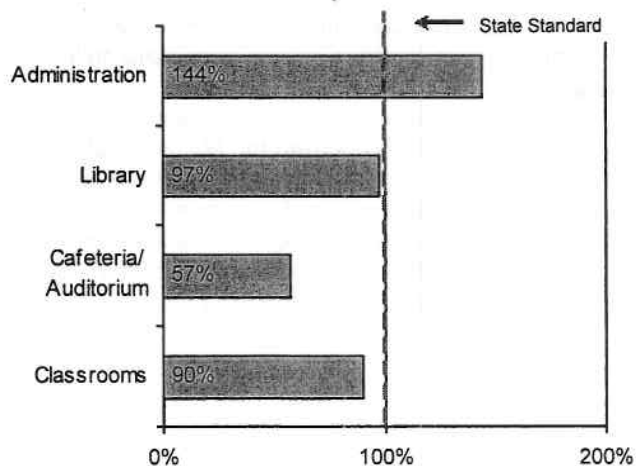
Classrooms available	118
Number of classrooms short (-) or over (+)	-41

#### School facilities inspection results

From the 2011 school year school facilities inspection data are no longer available at the state level. Department schools are still required to do an annual assessment of its facilities in the following areas: Grounds, Building exterior, Building interior, Equipment/Furnishings, Health/Safety and Sanitation. All department schools should have their annual inspections completed by the second quarter of the school year.

Historically the majority of the department schools attained inspection assessment points in the following ranges, 9-15 earning a "Satisfactory" rating and 16-18 points earning the highest "Very Good" rating.

#### Adequacy of School's Space



School facilities are considered inadequate if below 70%; marginal if between 70% and 99%; and in excess of state standard if above 100%. School population is placed into size categories and is used in formulas to determine State standards for space. Graph does not display capacity exceeding 200%.



## Vital Signs

## School Quality Survey

The School Quality Survey (SQS), administered periodically by the System Evaluation and Reporting Section, is used for strategic planning and to comply with state accountability requirements.

## Percent of Positive Responses

School Quality Survey *		Teachers		Parents		Students	
Dimensions		School	State	School	State	School	State
Standards-Based Learning	2010	91.0%	86.4%	68.1%	61.8%	55.1%	55.5%
	2011	90.5%	86.7%	70.7%	65.8%	57.2%	58.2%
Quality Student Support	2010	85.3%	71.9%	64.2%	58.9%	46.7%	45.8%
	2011	80.7%	70.7%	63.2%	61.4%	50.1%	48.0%
Professionalism & System Capacity	2010	82.5%	76.6%	67.5%	59.4%	51.5%	52.9%
	2011	82.3%	75.3%	67.5%	61.8%	51.9%	55.7%
Coordinated Team Work	2010	80.1%	65.4%	54.0%	51.3%	59.6%	56.8%
	2011	81.7%	65.7%	56.3%	55.2%	60.2%	58.8%
Responsiveness of the System	2010	82.7%	74.5%	60.6%	54.2%	There are no student items for this dimension	
	2011	83.3%	74.6%	59.3%	56.4%		
Focused & Sustained Action	2010	79.8%	72.1%	52.9%	48.5%	56.3%	56.3%
	2011	79.0%	71.0%	52.9%	51.3%	57.9%	59.3%
Involvement	2010	71.7%	63.2%	60.4%	55.5%	49.6%	48.3%
	2011	73.7%	63.5%	59.2%	56.5%	49.7%	50.0%
Satisfaction	2010	81.8%	64.7%	77.5%	64.8%	54.7%	52.4%
	2011	81.1%	63.4%	74.6%	68.1%	54.6%	54.3%
Student Safety & Well Being	2010	85.2%	71.5%	63.4%	57.2%	46.9%	45.7%
	2011	81.3%	70.8%	62.9%	59.9%	50.1%	48.0%
Survey Return Rate **	2010	39.0%	62.7%	19.8%	17.8%	94.2%	84.3%
	2011	83.6%	67.6%	18.8%	17.0%	85.4%	76.3%

\* State Teacher and Parent positive response figures are one of 4 grade spans (Gr. K to 5/6, Gr. 6/7 to 8, Gr. 9 to 12, and Multi-level) that best correspond to this school's grade span. The Student positive response figures for the State and this school are those of the highest grade level surveyed at this school.

\*\* State Return Rate for Teachers, Parents, and Students are for one of 6 grade spans (i.e., Gr. K to 5/6, Gr. K to 7/8, Gr. K to 12, Gr. 6/7 to 8, Gr. 6 to 12, and Gr. 9 to 12) that correspond to this school's grade span.

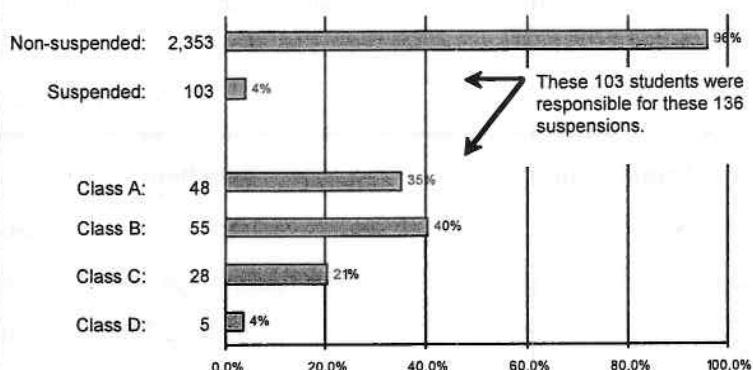
## Vital Signs

## Student Conduct

## Attendance and Absences

School Year			State Standard
2008-09	2009-10	2010-11	
Average Daily Attendance: % (higher is better)			
94.6%	95.5%	95.5%	95.0%
Average Daily Absences: in days (lower is better)			
9.5	7.4	8.0	9

## Suspensions, School Year 2010-2011



Examples of class of suspension:

Class A: Burglary, robbery, sale of dangerous drugs  
 Class B: Disorderly conduct, trespassing  
 Class C: Class cutting, insubordination, smoking  
 Class D: Contraband (e.g. possession of tobacco)

## School Completion

## School Dropouts

School Year	Number	Percent
2008-09	32	6.3%
2009-10	52	9.6%
2010-11	63	10.0%

The dropout figures are based on the cohort of first-time 9th graders who dropped out prior to graduating.

## Graduates and Other Completers

	2008-09	2009-10	2010-11
Total number of Seniors	576	560	557
Percent of Diploma graduates	96.5%	98.6%	98.2%
Percent of Certificate of Course Completion	0.0%	0.0%	0.0%
Percent of Individually Prescribed Program	1.6%	1.1%	0.2%
Percent of school completers	98.1%	99.6%	98.4%
Total number of Freshmen	471	479	564
Percent graduated on time	92.7%	88.7%	89.1%
Freshmen who began high school in school year 2007-08 and graduated in 2010-11.			

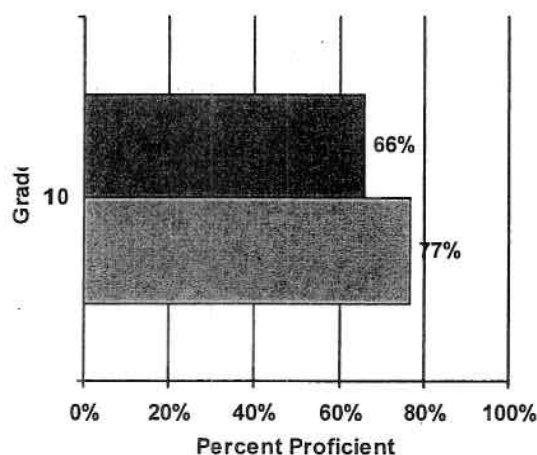
Note: " -- " means missing data.

" \* " means data not reported to maintain student confidentiality (see FERPA).

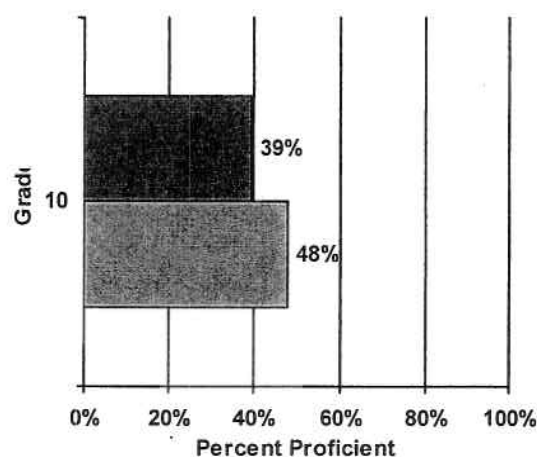
## Vital Signs

## Hawaii State Assessment Program

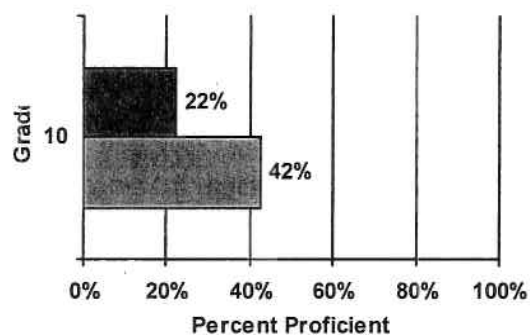
HCPS Reading



HCPS Mathematics



HCPS Science



The HCPS Science assessment is given in grades 4, 8 and 10.



School



State

A school's bar may not be shown to maintain student confidentiality (see FERPA).

## TerraNova, 2nd Edition

Percent Average and Above

Grade	Reading National Norm is 77%		Mathematics National Norm is 77%	
	School	State	School	State
10	93%	83%	97%	91%

The TerraNova is a national norm-reference assessment with 9 stanine levels. Scores in stanines 1 to 3 represent "Below Average," and scores in stanines 4 to 9 represent "Average and Above."

Note. From 2006-2007, the Hawaii Content and Performance Standards (HCPS) III and TerraNova assessments were used.

"--" means missing data.

"\*" means data not reported to maintain student confidentiality (see FERPA).

### **Other School Information**

Mililani High School was accredited by the Western Association of Schools and Colleges for a period of three years with a mid-term review. This school's accreditation term expires in 2011.

Published on November 14, 2011.

System Evaluation and Reporting Section, Systems Accountability Office, Office of the Superintendent, Honolulu, HI: Hawaii State Department of Education.