

Complex Area Superintendent Report

Special Education in the
Hana - Lahainaluna - Lanai - Molokai
Complex Area

Student Achievement Committee
May 3, 2018



- Lindsay Ball, Complex Area Superintendent
- Steve Franz, Principal, Kamehameha III Elem.
- Victoria Leworthy, District Educational Specialist
- Will Carlson, District Educational Specialist

HAWAII STATE DEPARTMENT OF EDUCATION
HawaiiPublicSchools.org



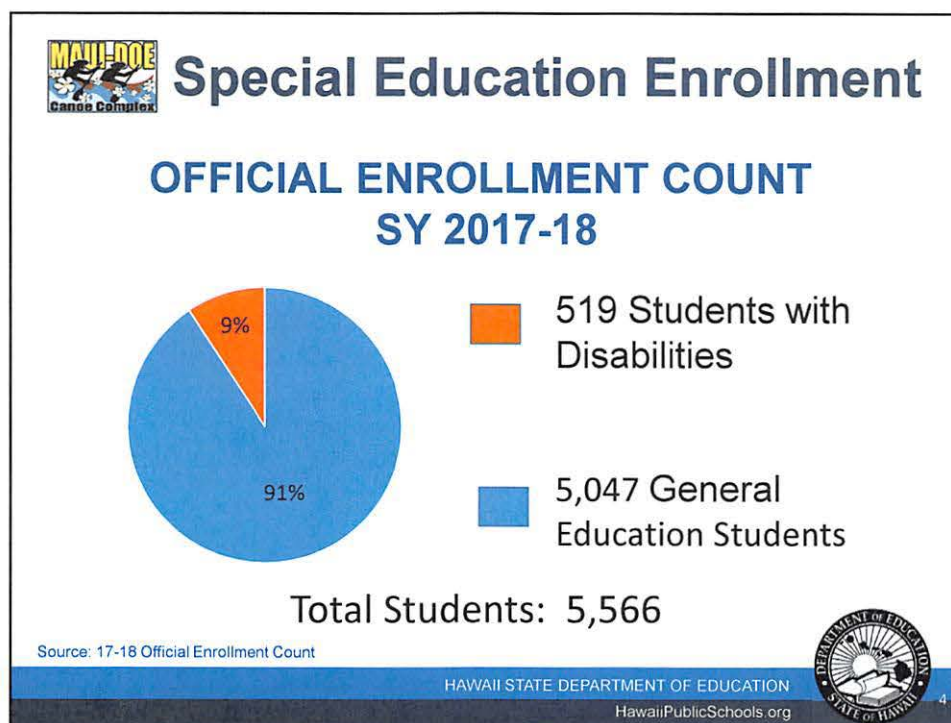
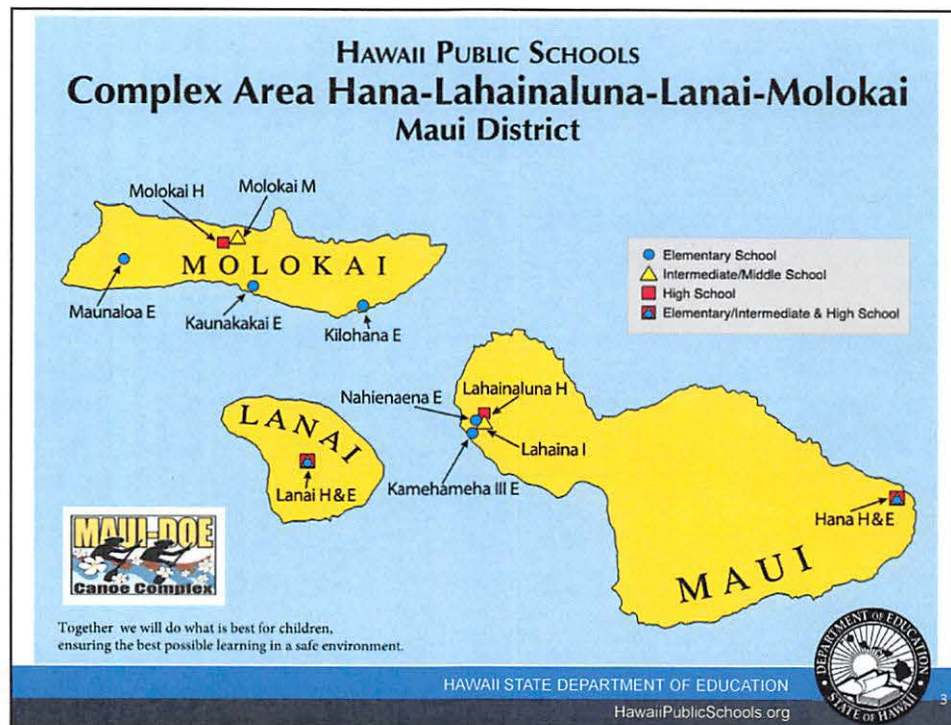
Hana-Lahainaluna-Lanai-Molokai



TOGETHER we will do what is best for children,
ensuring the best possible learning in a safe environment.

HAWAII STATE DEPARTMENT OF EDUCATION
HawaiiPublicSchools.org







Students with Disabilities



Total Students: 590

Source: eCSSS Database as of 4/17/18

HAWAII STATE DEPARTMENT OF EDUCATION

HawaiiPublicSchools.org



Early Childhood Program



Students With Disabilities: 60
(Preschool Age 3-5):

Executive Office on Early Learning (EOEL): 45
(Preschool General Education)



Source: eCSSS Database as of 4/17/18

HAWAII STATE DEPARTMENT OF EDUCATION

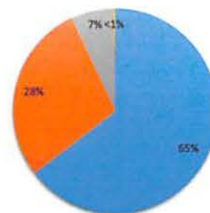
HawaiiPublicSchools.org





Least Restrictive Environment Age 6-21

Age 6-21	# of Students	% of Age 6-21
80% or more of the day	343	65%
79-40% Of the Day	150	28%
Less then 40% of the Day	36	7%
Private Separate Facility	1	<1%



Total Students (Age 6-21): 530

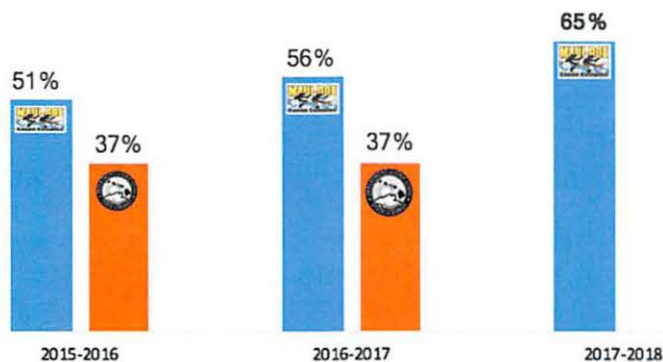
Source: [eCSSS Database as of 4/17/18](#)

HAWAII STATE DEPARTMENT OF EDUCATION

HawaiiPublicSchools.org



Inclusion



2020 State Target 51%

Source: [Strategic Plan Dynamic Report April 2018](#) and [eCSSS Database as of 4/17/18](#)

HAWAII STATE DEPARTMENT OF EDUCATION

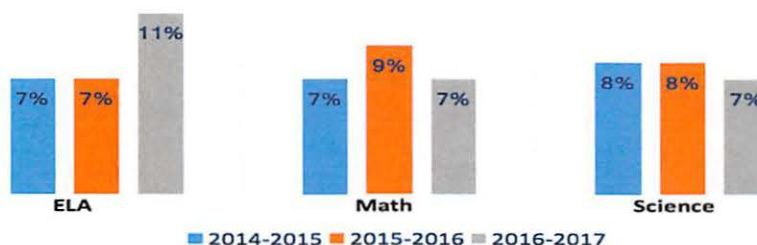
HawaiiPublicSchools.org





Academic Achievement for Students with Disabilities

Proficiency Rates



Source: <https://adc.hidoe.us/#/> and Strategic Plan Dynamic Report April 2018

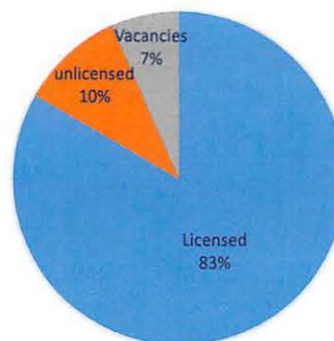
HAWAII STATE DEPARTMENT OF EDUCATION

HawaiiPublicSchools.org



Special Education Teachers

Licensed in Special Education (6 First Year Teachers)	50
Unlicensed (3 First Year Teachers)	6
Vacancies (3 Molokai / 1 Lahaina)	4



Total Special Education Teachers: 60

Source: Office of Human Resources as of 4/17/18

HAWAII STATE DEPARTMENT OF EDUCATION

HawaiiPublicSchools.org





Direct Service and Supports

Role Group	Positions	Filled	Vacant
School Psychologist	5	3	2
Clinical Psychologist	1	0	1
Behavior Health Specialist	15	13	2
Speech Language Pathologist	4	1 (currently 3 EBS contracted)	3
Occupational Therapist	1	0 (currently 1 EBS contracted)	1
Physical Therapist	.5	0 (currently .5 EBS contracted)	.5

Source: EBS-Educational Based Services

HAWAII STATE DEPARTMENT OF EDUCATION
HawaiiPublicSchools.org



11



Family Engagement

- Read Aloud Program (RAP)
- Themed Ohana Nights
- Assemblies and Awards Presentations
- Newsletters and Websites
- Room Parents/Volunteers/Chaperones
- Kupuna partnerships
- Ke Ali'i Night - Student Showcase
- Student Led Conferences/High School Conferences
- Children's Community Council Meetings
- **Transition Events**
- Open House/ Luncheons /Ho'o Laulea



HAWAII STATE DEPARTMENT OF EDUCATION
HawaiiPublicSchools.org



12



Overcoming Challenges

- Service Delivery

- + Teletherapy

- Professional Collaboration, Training, Travel

- + Varied Start Time
- + Technology
- + Telephone Conferencing/Video Conferencing
- + Rotating Meeting Location

- Recruitment, Retention and Housing

- + Own Recruiting
- + Property Managers
- + Hard to fill incentive



HAWAII STATE DEPARTMENT OF EDUCATION

HawaiiPublicSchools.org

13



Complex Supports

Student Success - Academic Achievement

- Response to Intervention (RTI)
- Essential Standards Complex Area Wide
- *Integrated Strategies
- Project Based Learning
- *Exemplary Center for Reading Instruction (ECRI)

Staff Success

- Professional Development
- Instructional Leadership Team (ILT)

System of Change

- Hui Pu (Stetson)

School/CAST Liaisons

- Building Relationships and Support



HAWAII STATE DEPARTMENT OF EDUCATION

HawaiiPublicSchools.org

14

Hana-Lahainaluna-Lanai-Molokai



TOGETHER we will do what is best for children,
ensuring the best possible learning in a safe environment.

HAWAII STATE DEPARTMENT OF EDUCATION
HawaiiPublicSchools.org



CONNECT WITH US

HawaiiPublicSchools.org



HAWAII STATE DEPARTMENT OF EDUCATION
HawaiiPublicSchools.org



Complex Area Report: Hana-Lahainaluna-Lanai-Molokai

Number of Schools



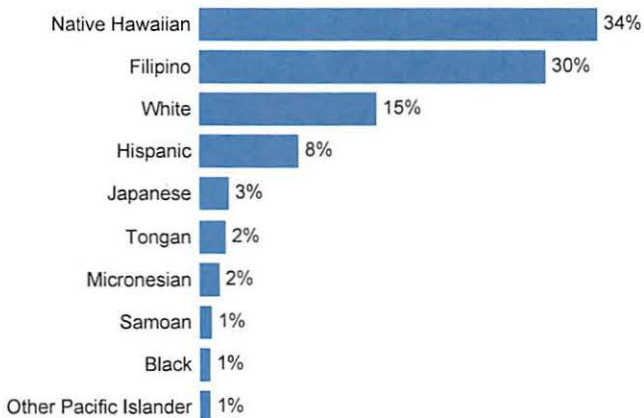
Lindsay Ball

Lindsay Ball started teaching in 1979 at schools in Missouri, Kansas and Nebraska before moving to Hawaii in 1991. His Hawaii career started at Maui High, where he was a business teacher and wrestling coach for six years. From 1997 to 2000, he served as the vice principal at Maui High, Lahainaluna High, King Kamehameha III Elementary, and Kihei Elementary schools, and was named principal of King Kamehameha III in 2001. Ball has a bachelor's degree in education from the University of Missouri at Columbia and a master's in educational administration from the University of Hawaii at Manoa. He was appointed to the leadership team in August 2008.

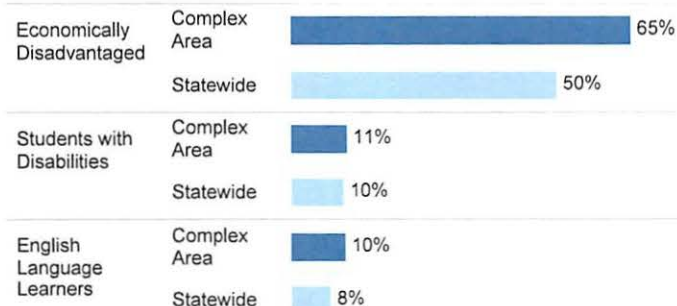
Total Enrollment Over Time

2015 2016 2017

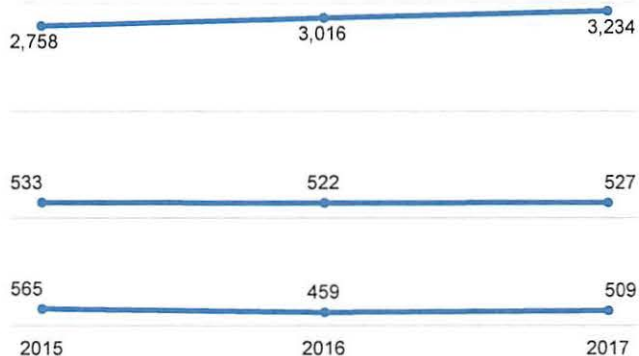
Enrollment by Racial/Ethnic Group Ten Most Common Categories



High-Needs Enrollment by Type



High-Needs Enrollment by Type Over Time



*Data sources: SSIR (enrollment data), Master Data File (Strive HI data)

Hana-Lahainaluna-Lanai-Molokai: 2015-16 and 2016-17 Stive HI Complex Area Comparison Report

Score Increased Score Dropped

	WASC Status	Admin FTE	Teacher FTE	Math Proficiency	ELA Proficiency	Science Proficiency	Math MGP	ELA MGP	Chronic Absenteeism	College Enrollment	Graduation Rate
Hana High & EI	Accredited	4	31	29 34	43 48	38 32	53 61	55 65	17 21	25	83 87
Lahainaluna High	Accredited	7	61	19 16	31 28	23 17	38	42	22 18	58 55	78 74
Lanai High & EI	Accredited	10	43	17 17	25 23	14 10	38 44	39 39	15 17	54 55	83 81
Molokai High	Accredited	6	22	23 13	47 42	15 27	35	53	21 18	41 56	85 89
Lahaina Inter	Accredited	5	44	26 26	40 41	24 21	41 39	45 45	13 10		
Molokai Middle	Accredited	3	13	33 29	34 28	15 20	53 39	36 38	17 10		
Kamehameha III EI	Candidate	3	47	47 52	57 61	61 61	67 68	68 67	18 13		
Kaunakakai EI	Accredited	2	22	35 34	36 44	38 52	44 61	52 65	11 7		
Kilohana EI	Accredited	1	8	55 30	50 45	50	62 35	61 58	13 21		
Maunaloa EI	Accredited	1	5	34 6	31 22		30 27	17 34	28 7		
Nahienaena EI	Candidate	3	46	41 38	47 46	40 46	42 43	57 58	19 16		

*Data sources: SSIR (enrollment data), Master Data File (Strive HI data)