

**STATE OF HAWAII  
DEPARTMENT OF EDUCATION  
KA 'OIHANA HO'ONA'AUAO  
P.O. BOX 2360  
HONOLULU, HAWAII 96804**

OFFICE OF THE SUPERINTENDENT

November 2, 2023

TO: The Honorable William Arakaki  
Chairperson, Student Achievement Committee

FROM: Tammi Oyadomari-Chun  
Deputy Superintendent

A handwritten signature in blue ink, appearing to read "Tammi Oyadomari-Chun", is placed next to the name and title in the "FROM:" field.

SUBJECT: Review of Strive HI: 2022-23 State and School Performance Reports

**1. EXECUTIVE SUMMARY**

The Hawaii State Department of Education (Department) issues the Strive HI School Performance Reports each fall on the performance of individual public schools and of public education across the state. Strive HI reports for School Year (SY) 2022-23 are being publicly released today. Reports are available online at <http://bit.ly/StriveHISystem>.

**2. DESCRIPTION**

Strive HI reports on annual performance measures are required by the federal Every Student Succeeds Act and Statewide Student Success Indicators in the Department and Board of Education's (Board) Strategic Plan, 2017-2020. Schools may also provide information about their school, including additional school-selected performance measures, in their school report.

The statewide Strive HI report for SY 2022-2023 is attached. The report includes performance of all public schools, including public charter schools. Prior to the public release of these reports, all Department schools and public charter schools, complex areas, and state leadership teams received embargoed information for planning and support purposes.

School performance in SY 2022-23 is important in understanding the impacts of pandemic-disrupted education on students. On key measures, last school year's performance improved over the SY 2021-22 school year but have not returned to pre-pandemic levels:

- Student attendance improved with fewer students being chronically absent (15 days or more of absences): 30% in SY 2022-23, down from 37% in SY 2021-22. However, as with national trends, student absences continue to be high. Since the pandemic, elementary students have had the highest levels of chronic absenteeism.
- In SY 2022-23, student achievement, as measured by statewide assessments in language arts, mathematics and science, continued to improve slightly though have not yet reached pre-pandemic levels.
  - Language arts performance held steady with 52% of students demonstrating proficiency on the state standards. Language arts proficiency is measured by the Smarter Balanced Assessment (English medium), KĀ'EO Assessment (Hawaiian) and HSA-Alt (alternative assessment for students with significant cognitive disabilities) which are administered in grades 3-8 and 11.
  - Mathematics performance improved with 40% of students demonstrating proficiency on the state standards. This is an improvement of 2 percentage points from SY 2021-22. Mathematics proficiency is measured by the Smarter Balanced Assessment (English medium), KĀ'EO Assessment (Hawaiian) and HSA-Alt (alternative assessment for students with significant cognitive disabilities) which are administered in grades 3-8 and 11.
  - Science performance remained at 40% of students demonstrating proficiency on the state's Next Generation Science Standards. Science assessments are administered in grades 5 and 8 and in high school for Biology students.
  - Assessments continue to reflect differences in achievement levels among student groups, with students who have high needs demonstrating lower levels of proficiency than those who do not have high needs, and fewer Native Hawaiian and Pacific Islander students demonstrating proficiency.
- While Hawaii's student performance has not yet reached pre-pandemic levels, Hawaii's students are doing relatively well compared to students in other states in returning from the pandemic:
  - On the National Assessment of Educational Progress assessments from 2017 to 2022, changes in Hawaii's 4<sup>th</sup> and 8<sup>th</sup> grade student results were more positive than the national average. Hawaii's fourth graders had the highest reading gains and among the lowest math declines in the nation.
  - Hawaii's students are demonstrating high levels of proficiency among states administering the Smarter Balanced Assessments in Language Arts and Mathematics. Since last school year, many states experienced no change or slight declines in student proficiency levels on the Smarter Balanced Assessment.

The Strive HI reports also provide information about other indicators of student progress including reading proficiency levels, on-time promotion from 9th to 10th grade, on-time graduation rates and college enrollment rates of high school graduates.

- Information about Hawaii's Strive HI System may be found on the hawaiipublicschools.org website: <http://bit.ly/StriveHISystem>.
- The Strive HI Statewide Snapshot and individual Strive HI School Performance Reports will be available on the Accountability Resource Center—Hawaii site: <https://arch.k12.hi.us>.


The Department is reporting to Board Committees on progress toward achieving Strategic Plan Desired Outcomes. Some of the outcomes are measured by data reported on the Strive HI reports. Presentations to the Board are available on the Department's website <https://bit.ly/2023SPIP-progress-updates>.

Next year's Strive HI report will reflect statewide and school performance for Department schools for SY 2023-24 and be revised to incorporate Key Performance Indicators in the Board of Education-approved Strategic Plan Implementation Plan.

If you have any questions, please contact Tammi Oyadomari-Chun, Deputy Superintendent, via email at [tammi.chun@k12.hi.us](mailto:tammi.chun@k12.hi.us) or (808) 784-6175.

TOC:ct  
Attachment

- c: Office of Curriculum and Instructional Design  
Office of Strategy, Innovation and Performance  
Office of Student Support Services



HAWAII STATE

**Department of Education**

**Agenda Item III.A:**

**Review of Strive HI: 2022-23**

**State and School**

**Performance Reports**

Hawai'i State Board of Education

Student Achievement Committee Meeting

November 2, 2023

**Keith Hayashi, *Superintendent***

**Tammi Oyadomari-Chun, *Deputy Superintendent***

# Strive HI Performance Report

- Issued annually in the fall for prior school year
- 2023 reports focus on School Year 2022-23 performance, based on HIDOE/BOE 2017-2020 Strategic Plan indicators
- Reflects pandemic-impacted participation and learning

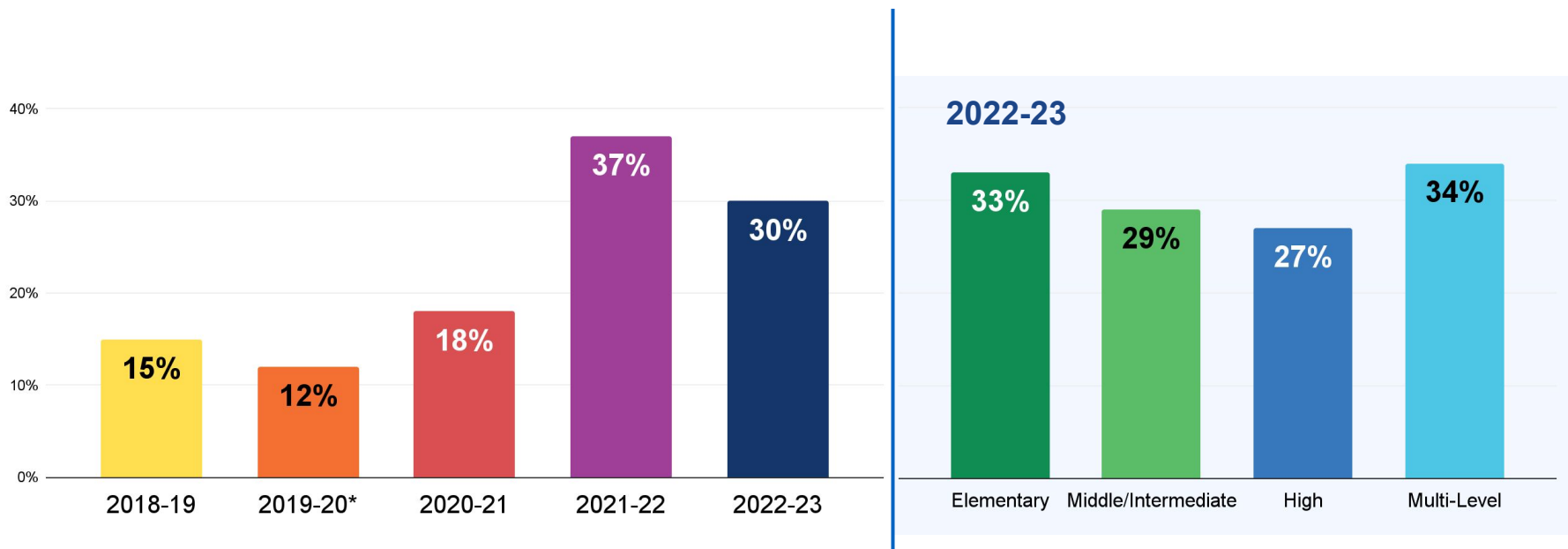


<http://bit.ly/StriveHISystem>



# Student Attendance

## Chronic absenteeism (15 or more days out of school)

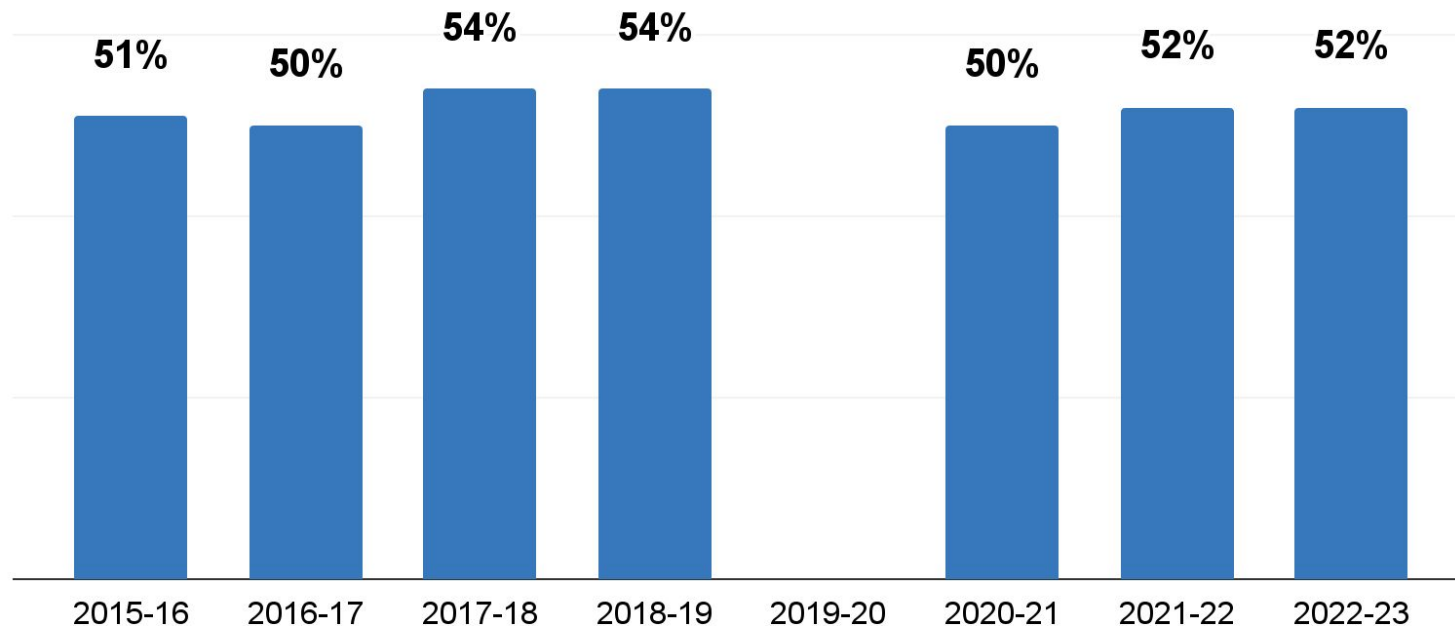


\*Pandemic impacted years. 2019-20 based on first three quarters only due to pandemic. 2020-21 was mostly online. 2021-2022 continued to see impacts from the pandemic.



# Academic Achievement – Language Arts

Strive HI: Percent of students proficient (statewide)

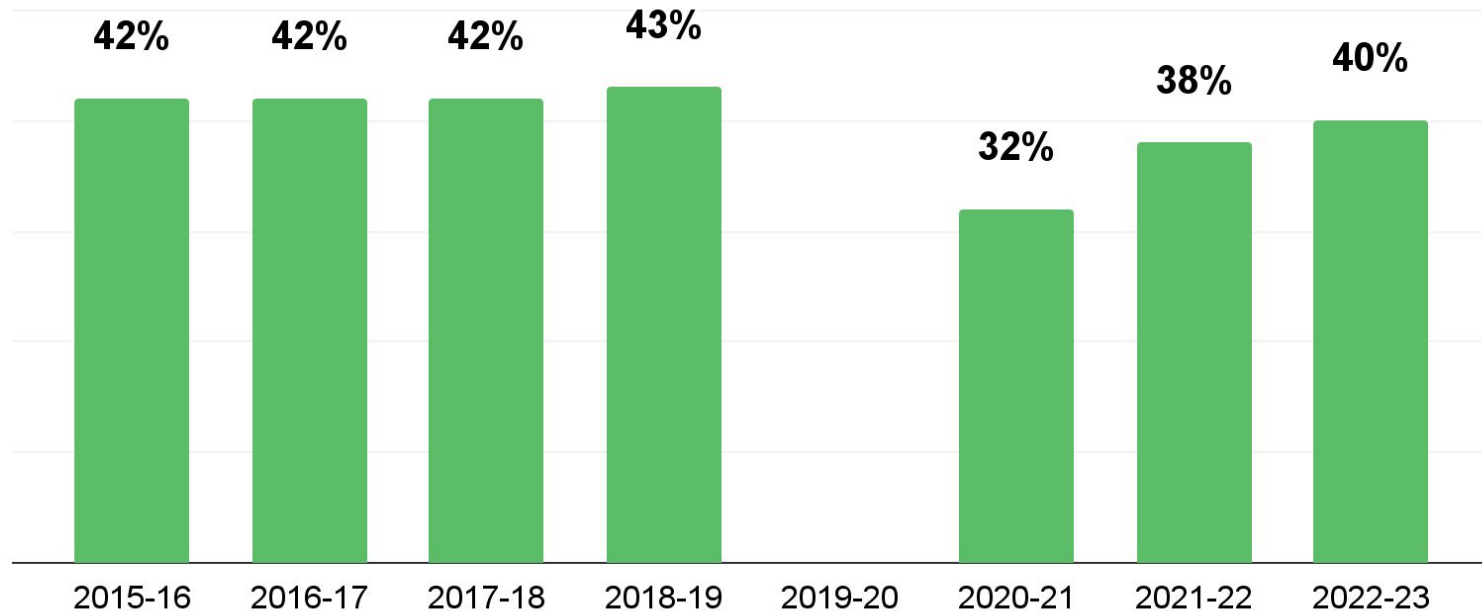


Based on results from Smarter Balanced Assessment, KĀ'EO and HSA-Alt



# Academic Achievement – Math

Strive HI: Percent of students proficient (statewide)



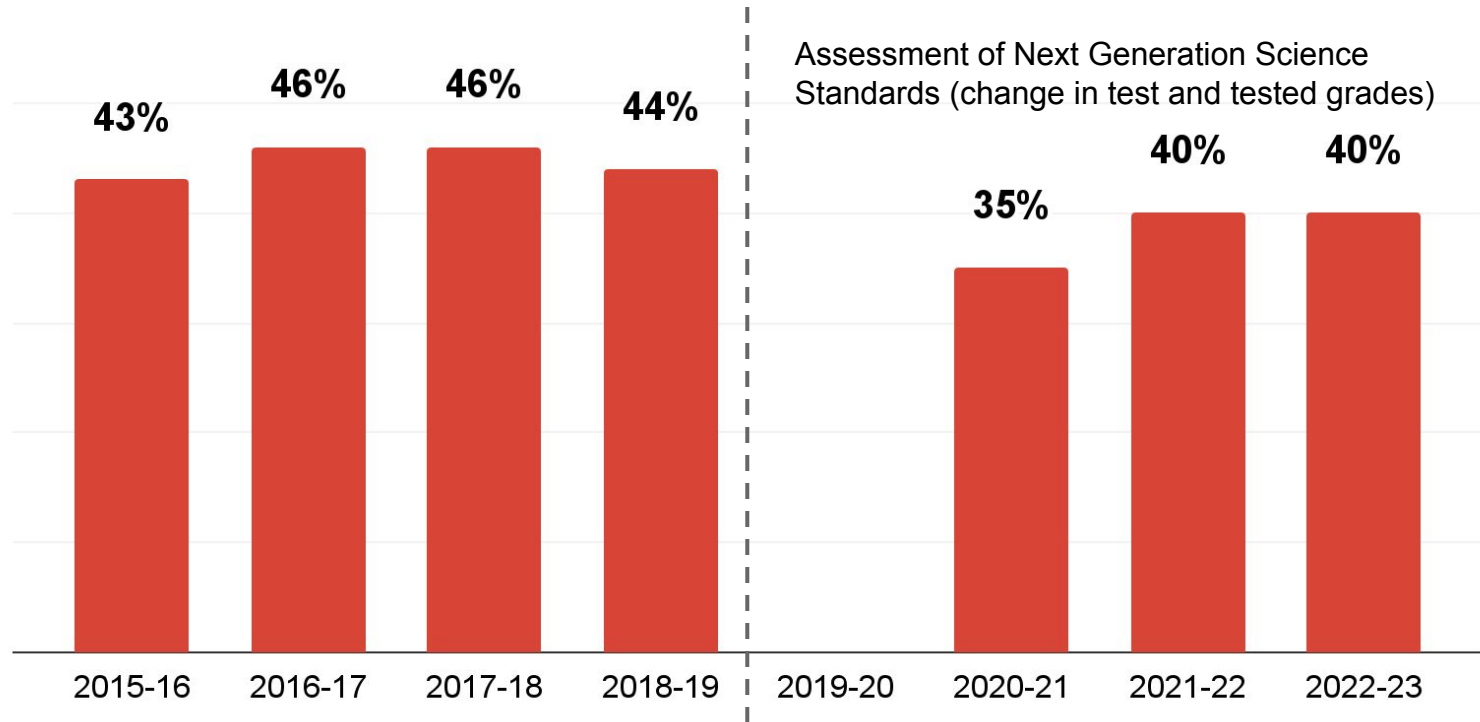
Based on results from Smarter Balanced Assessment, KĀ'EO and HSA-Alt





# Academic Achievement – Science

## Strive HI: Percent of students proficient (statewide)

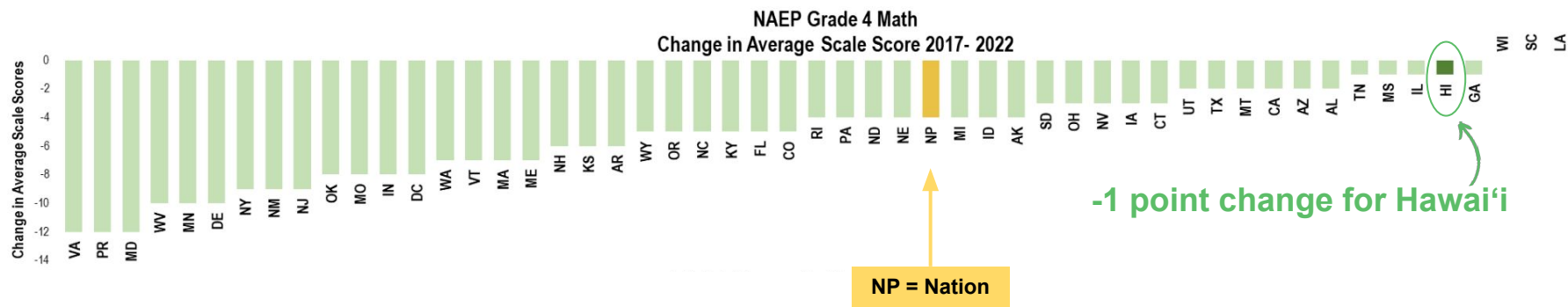
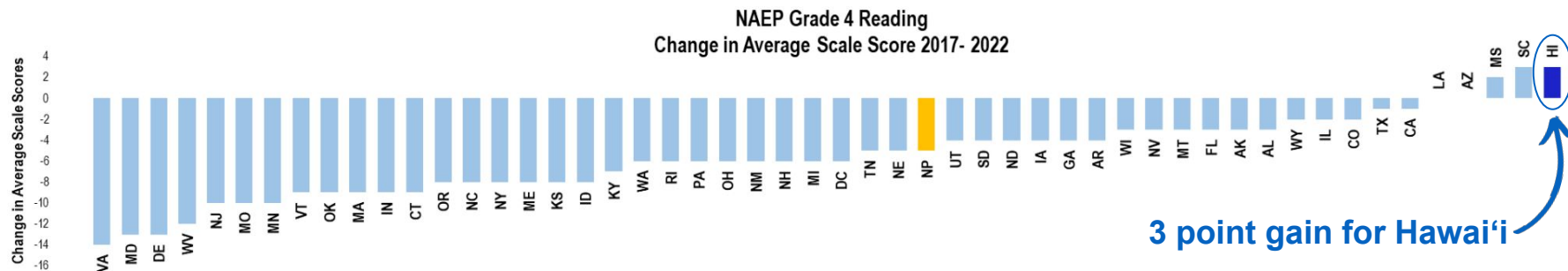


Based on results from the Hawai'i State Assessment in Science (through 2018-19)/NGSS (since 2020-21), KĀ  
'EO and HSA-Alt



# NAEP Performance SY 2017-22

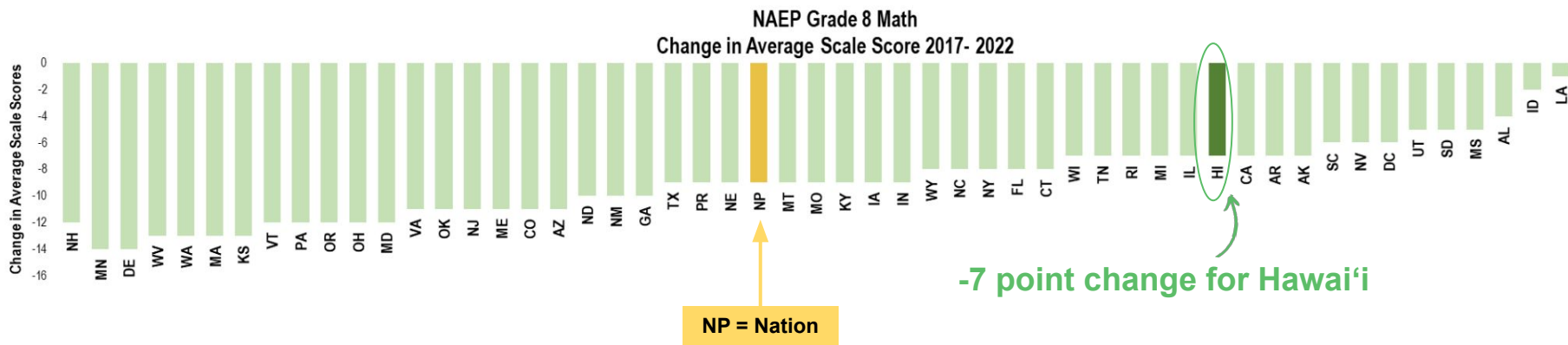
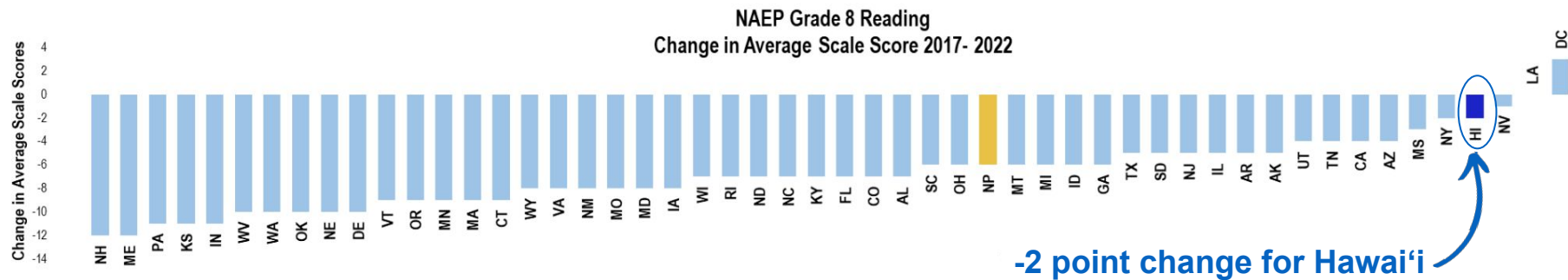
## Grade 4 Reading and Math Results





# NAEP Performance SY 2017-22

## Grade 8 Reading and Math Results

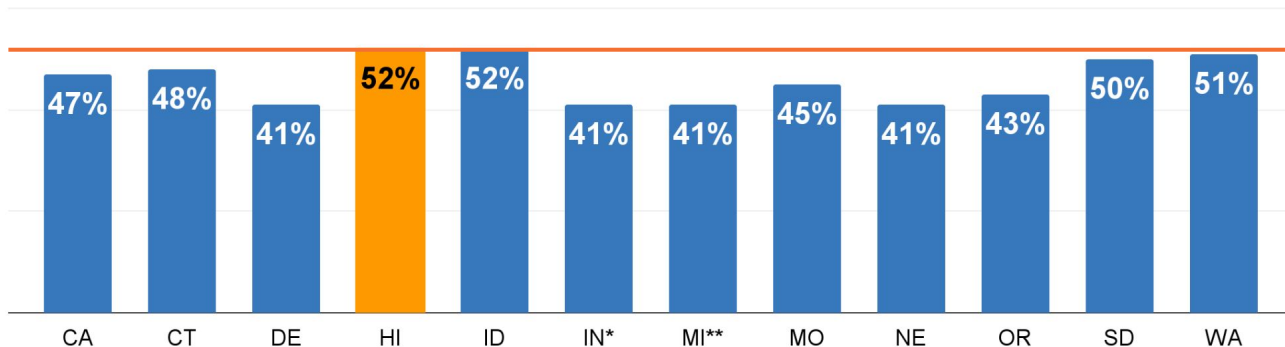




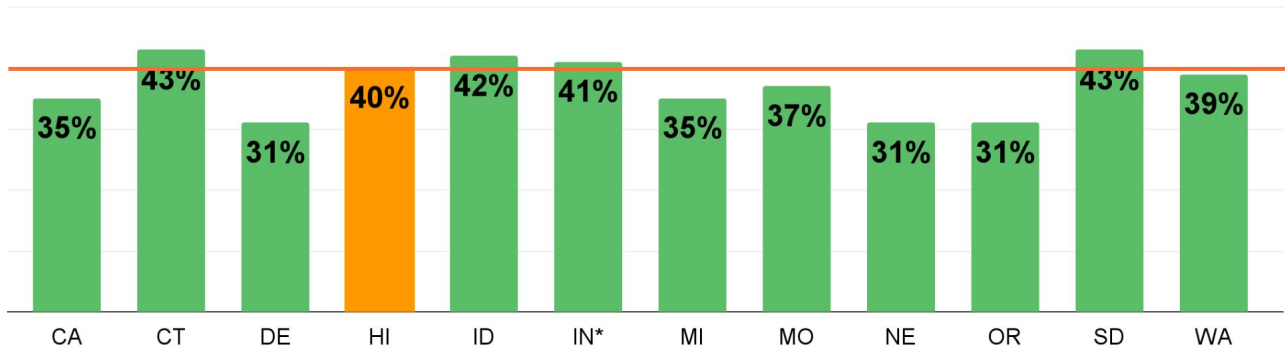
# Smarter Balanced Assessment

Percent of students  
proficient or above,  
2022-23  
(of states reporting  
as of 10/25/23)

## English Language Arts





## Math



\*Reported for grades 3-8

\*\*Reported for grades 3-7

# BOE Strategic Plan & HDOE Implementation Plan



- Strive HI report 2024 will reflect 2023-24 school and state performance on new Strategic Plan Key Performance Indicators
- Progress on Desired Outcomes reported in BOE committees and available online

Visit

<https://bit.ly/2023-29implementationplan>

For more details and to read the full Implementation Plan.


Desired Outcomes Progress Updates

<https://bit.ly/2023SPIP-progress-updates>





# 2023 STRIVE HI STATEWIDE SNAPSHOT



**STRIVE HI**  
Our Students • Our Future • Our Promise

**Run Date: October 23, 2023**

# 2023 STRIVE HI STATEWIDE SNAPSHOT

This annual summary of the state's performance on key indicators of student success shows the state's progress on federally-required indicators under the Every Student Succeeds Act; in addition to state-adopted measures focused on student equity, achievement, and success. These results help inform action for teachers, principals, and other stakeholders.

## ABOUT THE HAWAI'I DOE

**OUR MISSION:** We serve our community by developing the academic, character, and social-emotional well-being of our students to the fullest potential. We work with partners, families, and communities to ensure that all students reach their aspirations from early learning through college, career, and citizenship.

**OUR VISION:** Hawai'i's students are educated, healthy, and joyful lifelong learners who contribute positively to our community and global society.

**NĀ HOPENA A'O (HĀ):** A framework of outcomes that reflects our core values and beliefs in action, throughout the school system and the communities in which our schools reside, to develop the competencies that strengthen a sense of belonging, responsibility, excellence, aloha, total well-being, and Hawai'i ("BREATH" or "HĀ") in ourselves, students, and others. With a foundation in Hawaiian values, language, culture, and history, HĀ reflects the uniqueness of Hawaii and is meaningful in all places of learning.

**SUPERINTENDENT:** Keith T. Hayashi  
[HawaiiPublicSchools.org](http://HawaiiPublicSchools.org)

**168,634**

## STUDENTS ENROLLED



**English Learners (EL)**  
16,920 students



**Economically Disadvantaged (EDS)**  
80,681 students



**Special Education (SPED)**  
18,036 students



**Inclusion Rate**  
9,095 SPED students in general education classes most of the day



### HOW DO STUDENTS FEEL ABOUT THEIR SCHOOL?

#### HOW DO STUDENTS FEEL ABOUT THEIR SCHOOL?

Percent of students reporting positively on the Panorama Student Perception Survey.

- Upper Elementary (Grades 3-5)
- Secondary (Grades 6-12)

71%

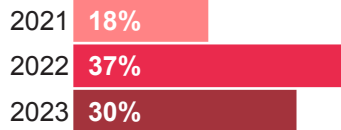
58%



### HOW MANY STUDENTS MISSED 15 OR MORE DAYS OF SCHOOL?

#### CHRONIC ABSENTEEISM

Percent of students absent 15 or more days during the school year.



### HOW MANY STUDENTS PARTICIPATED IN THE STATE ASSESSMENTS?

#### PARTICIPATION

Percent of students participating in state assessments in Language Arts, Math, and Science.

##### Language Arts



##### Math



##### Science



### HOW MANY STUDENTS ARE PREPARED FOR TRANSITION?

78%

**3RD GRADE LITERACY**  
of 3rd graders reading near, at, or above grade level.

72%

**8TH GRADE LITERACY**  
of 8th graders reading near, at, or above grade level.

92%

**9TH GRADE PROMOTION**  
of 9th graders promoted to the 10th grade on-time.

64%

**CAREER AND TECHNICAL EDUCATION (CTE)**  
of 12th graders completing a CTE program.

85%

**ON-TIME GRADUATION**  
of students graduating on-time.

50%

**COLLEGE GOING**  
of students enrolling in postsecondary institutions the fall after graduation.





## HOW ARE HSA-ALT AND KĀ'EO STUDENTS PROGRESSING?

### ACADEMIC GROWTH

HSA-Alt & KĀ'EO tests show the percent of students making academic growth each year.

#### HSA-Alt

Language Arts	47%
Math	44%

#### KĀ'EO

Language Arts	55%
Math	55%



## HOW ARE STUDENTS PERFORMING IN EACH SUBJECT?

### ACADEMIC ACHIEVEMENT

Percent of students meeting proficiency on state assessments in Language Arts, Math, and Science.

#### Language Arts

2021	50%
2022	52%
2023	52%

#### Math

2021	32%
2022	38%
2023	40%

#### Science

2021	35%
2022	40%
2023	40%



## HOW ARE STUDENT SUBGROUPS PERFORMING?

### ENGLISH LANGUAGE PROFICIENCY

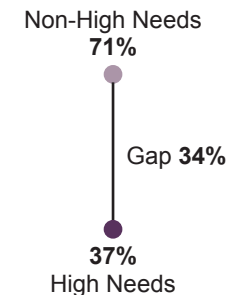
29% of English Learner students are on-track to English Language Proficiency.

### HIGH NEEDS AND NON-HIGH NEEDS PROFICIENCY

- High Needs: English Learner, Economically Disadvantaged, and Special Education students.
- Non-High Needs: All other students.

Achievement Gap: Difference in proficiency rates for Non-High Needs and High Needs.

#### Language Arts



#### Math

